

LEEDS UNIVERSITY LIBRARY

Classmark:

Early Science 3

1841 COM



3 0106 01100 7746

**THE
UNIVERSITY LIBRARY
LEEDS**


The gift of

Miss Frances Hedderly

Classmark

Early Science

3 1841



ELEMENTS
OF
PHRENOLOGY.

BY
GEORGE COMBE.

FIFTH EDITION, IMPROVED AND ENLARGED.

WITH PRINTS AND CUTS.

EDINBURGH:

MACLACHLAN, STEWART, & CO., AND JOHN ANDERSON JUN.

SIMPKIN, MARSHALL & CO., LONGMAN & CO., AND

W. S. ORR & CO., LONDON; AND

D. ROBERTSON, GLASGOW.

MDCCCXLI.

PRINTED BY NEILL & CO., OLD FISHMARKET, EDINBURGH.

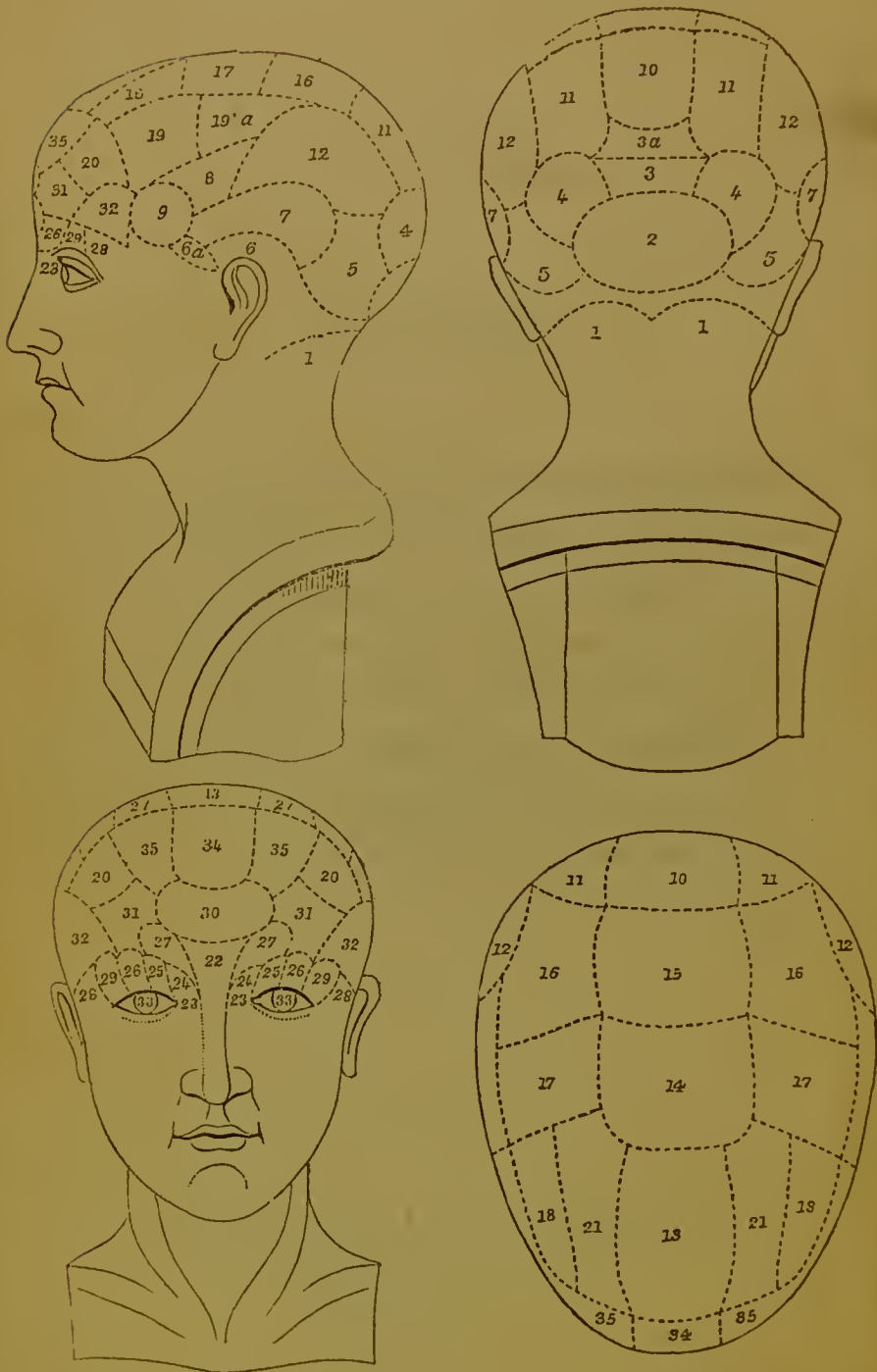
UNIVERSITY
LIBRARY
LEEDS

85479

PREFACE.

MANY persons desire to know something about Phrenology, who nevertheless are not prepared to bestow much either of time or money in the pursuit of it. There are others who, fully convinced of its truth and importance, wish to possess a manual to facilitate their practice of its doctrines. The present work is intended to serve both classes, by conveying a brief but comprehensive view of the science at a moderate expense.

THE PHRENOLOGICAL BUST.



For the names of the Organs, see Table of Contents opposite.

CONTENTS.

History of the discovery of Phrenology,	Page 1
Of the Connection between the Brain and the Mind,	7
Is the Brain a single Organ, or a Congeries of Organs?	8
Obstacles to the discovery of the Functions of the Brain,	10
The Frontal Sinus,	11
Size of an Organ, <i>cæteris paribus</i> , a measure of power,	13
The Brains of the lower animals considered in relation to Phrenology,	14
Distinction between power and activity,	18
Circumstances which modify the effects of Size, viz. Tempera- ment, Health, Exercise, and Excitement,	19
The Temperaments described,	20
Definition of a Faculty,	24
How to estimate the size of an Organ,	26
 OF THE SKULL AND THE BRAIN,	 34
Of the Skull,	35
Of the Brain,	42
 DESCRIPTIONS OF THE PLATES,	 50
 ORDER I.—FEELINGS.	
Genus I.—PROPENSITIES.	
1. Amativeness,	53
2. Philoprogenitiveness,	56
3. Concentrativeness?	57
3 <i>a</i> . Inhabitiveness?	60
4. Adhesiveness,	61
5. Combaticiveness,	62
6. Destructiveness,	63
6 <i>a</i> . Alimentiveness, or Organ of the Appetite for Food,	66
Organ of the Love of Life,	66
7. Secretiveness,	67
8. Acquisitiveness,	69
9. Constructiveness,	71

Genus II.—SENTIMENTS.

1. *Sentiments common to Man and the lower Animals.*

10. Self-Esteem,	Page 74
11. Love of Approbation,	77
12. Cautiousness,	79

2. *Superior Sentiments.*

13. Benevolence,	81
14. Veneration,	83
15. Firmness,	85
16. Conscientiousness,	86
17. Hope,	89
18. Wonder,	91
19. Ideality,	93
19 a. Unascertained,	95
20. Wit, or. Mirthfulness,	95
21. Imitation,	96

ORDER II.—INTELLECTUAL FACULTIES.

Genus I.—EXTERNAL SENSES.

Feeling or Touch,	101
Taste,	102
Smell,	102
Hearing,	103
Sight,	103

Genus II.—PERCEPTIVE FACULTIES.

22. Individuality,	104
23. Form,	106
24. Size,	107
25. Weight or Resistance,	107
26. Colouring,	111
27. Locality,	112
28. Number,	113
29. Order,	114
30. Eventuality,	115
31. Time,	117
32. Tune,	118
33. Language,	119

Functions of Individuality distinct from those of the
other Knowing Faculties, 121

Genus III.—REFLECTIVE FACULTIES.

34. Comparison,	123
35. Causality,	125

Adaptation of the External World to the Intellectual Faculties of Man,	127
---	-----

MODES OF ACTION OF THE FACULTIES,	Page 128
Of the Propensities and Sentiments,	129
Of the Intellectual Faculties,	131
Perception,	132
Conception,	132
Imagination,	132
Memory,	133
Judgment,	134
Consciousness,	134
Attention,	135
Association,	136
Passion,	141
Pleasure and Pain,	141
Patience and Impatience,	141
Joy and Grief,	142
Sympathy,	142
Habit,	145
Taste,	146
PRACTICAL APPLICATION OF THE PRINCIPLES OF PHRENOLOGY,	147
Points to be attended to in examining Heads,	147
Terms used to denote the size of Organs,	148
Power of discrimination increased by practice,	148
Table of Measurements of Heads,	156
Objection that clever men are sometimes found with small heads,	153
Brains of the lower animals,	153
Causes of activity of the Faculties,	154
Power and Activity,	156
Combinations in Size, or Effects of the Organs when combined in different relative Proportions,	160
Combinations in Activity,	166
On Materialism,	170
Objections to Phrenology considered,	178
On different Classifications and Numerations of the Organs,	191
Names and Order of the Faculties adopted by Dr Gall,	193
Names and Orders of the Faculties according to the Classifica- tion in the early Editions of this work,	195
Description of the Callipers,	196

LIST OF ILLUSTRATIONS.

Marked Bust,	iv	Tardy,	64
Frontal sinus,	11	Hindoo,	67
Temperaments,—Plates I. and II.	20	Old Miser,	70
Hare,	29	Ancient Greek,	72
Melanethon,	29	New Hollander,	72
Gottfried,	30, 32	Francois Cordonnier,	75
Eustache,	30	Illustration of large Self-Esteem,	75
Cingalese,	32, 64	Robert Burns,	81
Skull sawn open,	47	Griffiths,	81
Skull and Brain,	52	Dr Hette,	84
Plate III.—The Skull,	52	Mrs H.	86
Plate IV.—Base of the Brain,	52	David Haggart,	87
Plate V.—The Brain seen from		Boy addicted to falsehood,	87
one side, and placed as it is in		Tasso,	91
the Skull,	52	Loeke,	94
Plate VI.—The Brain seen at		Chaucer,	94
its Base, and dissected so as		Clara Fisher,	98
to shew the direction of its		Jacob Jervis,	98
Fibres,	52	Michael Angelo,	105
Rev. Mr M.	53	Pitt,	115
Linn,	53	Moore,	115
Girl,	56, 79, 84	Sheridan,	115
Peruvian,	56	Handel,	118
Scotch Skull,	57	Ann Ormerod,	118
North American Indian,	57	Idiot aged 20,	147
General Wurmser,	62	Maxwell,	165
Cingalese Boy,	62, 79	Callipers,	194

DIRECTIONS TO THE BINDER.

Plates I. and II. to be inserted at p. 20, facing each other.
 Plates III, IV, V, and VI, to face p. 52.

ELEMENTS
OF
PHRENOLOGY.

INTRODUCTORY OBSERVATIONS.

PHRENOLOGY (derived from *φρεν*, *phren*, mind, and *λογος*, *logos*, discourse) treats of the faculties of the Human Mind, and of the organs by means of which they manifest themselves ; but it does not enable us to predict actions.

Dr Gall, a physician of Vienna, afterwards resident in Paris, was the founder of the system. He was born at Tiefenbrunn, in Suabia, on the 9th March 1757, and died at Paris on the 22d August 1828. From an early age he was given to observation, and was struck with the fact that each of his brothers and sisters, companions in play, and schoolfellows, was distinguished from other individuals by some peculiarity of talent or disposition. Some of his schoolmates were remarkable for the beauty of their penmanship, some for their success in arithmetic, and others for their talent for acquiring a knowledge of natural history or languages. The compositions of one were elegant, the style of another was stiff and dry, while a third connected his reasonings in the closest manner, and clothed his arguments in the most forcible language. Their dis-

positions were equally different; and this diversity appeared also to determine the direction of their partialities and aversions. Not a few of them manifested a capacity for employments which they were not taught: they cut figures in wood, or delineated them on paper; some devoted their leisure hours to painting, or the culture of a garden, while their comrades abandoned themselves to noisy games, or traversed the woods to gather flowers, seek for birds' nests, or catch butterflies. In this manner, each presented a character peculiar to himself, and Dr Gall observed that the individual who in one year had displayed selfish or knavish dispositions, never became in the next a good and faithful friend.

The scholars with whom Dr Gall had the greatest difficulty in competing, were those who learned by heart with great facility; and such individuals frequently gained from him by their repetitions, the places which he had won by the merit of his original compositions.

Some years afterwards, having changed his place of residence, he still met individuals endowed with an equally great talent of learning to repeat. He then observed, that his schoolfellows, so gifted, possessed prominent eyes, and recollected that his rivals in the first school had been distinguished by the same peculiarity. When he entered the university, he directed his attention, from the first, to the students whose eyes were of this description, and found that they excelled in getting rapidly by heart, and giving correct recitations, although many of them were by no means distinguished in point of general talent. This fact was recognised also by the other students in the classes; and, although the connection between the talent and the external sign was not at this time established upon such complete evidence as is requisite for a philosophical conclusion, Dr Gall could not believe that the coincidence of the two circumstances was entirely accidental. From that period, therefore, he suspected that they stood in an

important relation to each other. After much reflection, he conceived, that if memory for words was indicated by an external sign, the same might be the case with other intellectual powers ; and afterwards, all individuals distinguished by any remarkable faculty became the objects of his attention. By degrees, he conceived himself to have found external signs which indicated a decided disposition for painting, music, and the mechanical arts. He also became acquainted with some individuals remarkable for the decision of their character, and in whose heads he observed a particular part to be very largely developed. This fact first suggested to him the idea of looking to the head for signs of the moral sentiments. But in making these observations, he never conceived for a moment that the *skull* was the cause of the different talents, as has been erroneously represented ; for, from the first, he referred the influence, whatever it was, to the brain.

In following out, by observation, the principle which accident had thus suggested, Dr Gall for some time encountered difficulties of the greatest magnitude. Hitherto he had been altogether ignorant of the opinions of physiologists touching the brain, and of metaphysicians respecting the mental faculties. He had simply observed nature. When, however, he began to enlarge his knowledge of books, he found the most extraordinary conflict of opinions everywhere prevailing, which for the moment made him hesitate about the correctness of his own observations. He found that the moral sentiments had, by an almost general consent, been consigned to the thoracic and abdominal viscera ; and that while Pythagoras, Plato, Galen, Haller, and other physiologists, placed the sentient soul or intellectual faculties in the brain, Aristotle placed it in the heart, Van Helmont in the stomach, Descartes and his followers in the pineal gland, and Drelincourt and others in the cerebellum. He observed also, that a great number of philosophers and physiologists asserted that all men are born

with equal mental faculties, and that the differences observable among them are owing either to education, or to the accidental circumstances in which they are placed. If all difference were accidental, he inferred, there could be no natural signs of predominating faculties, and, consequently, the project of learning by observation to distinguish the functions of the different portions of the brain must be hopeless. This difficulty he combated by the reflection, that his brothers, sisters, and schoolfellows, had all received very nearly the same education, but that still each of them unfolded a distinct character over which circumstances appeared to exert only a limited control. He observed, moreover, that not unfrequently those whose education had been conducted with the greatest care, and on whom the labours of teachers had been most freely lavished, remained far behind their companions in attainments. "Often," says he, "were we accused of want of will, or deficiency in zeal; but many of us could not, even with the most ardent desire, followed up by the most obstinate efforts, attain in some pursuits even to mediocrity; while in certain other points some of us surpassed our schoolfellows without an effort, and almost, it might be said, without perceiving it ourselves. But, in point of fact, our masters did not appear to attach much faith to the system which taught the equality of mental faculties; for they thought themselves entitled to exact more from one scholar and less from another. They spoke frequently of natural gifts, or of the gifts of God, and consoled their pupils in the words of the Gospel, by assuring them that each would be required to render an account only in proportion to the gifts which he had received." *

Being convinced by these facts that there is a natural and constitutional diversity of talents and dispositions, he

* Gall *Sur les Fonctions du Cerveau*, Preface: and tome v. p. 12. From this publication I have derived many other facts and principles stated in the present work.

encountered in books still another obstacle to his success in determining the external signs of the mental powers. He found that, instead of faculties for languages, drawing, distinguishing places, music, and mechanical arts, corresponding to the different talents which he had observed in his schoolfellows, the metaphysicians spoke only of general powers, such as perception, conception, memory, imagination, and judgment; and when he endeavoured to discover external signs in the head corresponding to these general faculties, or to determine the correctness of the physiological doctrines taught by the authors already mentioned regarding the seat of the mind, he found perplexities without end, and difficulties insurmountable.

Abandoning, therefore, every theory and preconceived opinion, Dr Gall gave himself up entirely to the observation of nature. Being a friend of Dr Nord, physician to a lunatic asylum in Vienna, he had opportunities, of which he availed himself, of making observations on the insane. He visited prisons, and resorted to schools; he was introduced to the courts of princes, to colleges, and the seats of justice; and wherever he heard of an individual distinguished in any particular way, by either remarkable endowment or deficiency, he observed and studied the development of his head. In this manner, by an almost imperceptible induction, he conceived himself warranted in believing that particular mental powers are indicated by particular configurations of the head.

Hitherto he had resorted only to physiognomical indications, as a means of discovering the functions of the brain. On reflection, however, he was convinced that physiology is imperfect when separated from anatomy. Having observed a woman of fifty-four years of age, who had been afflicted with hydrocephalus from her youth, and who, with a body somewhat shrunk, possessed a mind as active and intelligent as that of other individuals of her class, Dr Gall declared his conviction that the structure of the brain

must be different from what was generally conceived—a remark which Tulpius also had made, on observing a hydrocephalic patient who manifested the mental faculties. He therefore felt the necessity of making anatomical researches into the structure of the brain.

In every instance when an individual whose head he had observed while alive happened to die, he endeavoured to obtain permission to examine the brain, and frequently did so ; and he found, as a general fact, that, on removal of the skull, the brain, covered by the dura mater, presented a form corresponding to that which the skull had exhibited in life.

The successive steps by which Dr Gall proceeded in his discoveries are particularly deserving of attention. He did not, as many have imagined, first dissect the brain, and pretend by that means to discover the seats of the mental powers ; neither did he, as others have conceived, first map out the head into various compartments, and assign a faculty to each, according as his imagination led him to conceive the place appropriate to the power. On the contrary, he first observed a concomitance between particular talents and dispositions, and particular forms of the head ; he next ascertained, by removal of the skull, that the figure and size of the brain were indicated by these external forms ; and it was only after these facts were determined, that the brain was minutely dissected, and light thrown upon its structure.

At Vienna, in 1796, Dr Gall for the first time delivered lectures on his system.

In 1800, Dr J. G. Spurzheim* began the study of Phrenology under him, having in that year assisted, for the first time, at one of his lectures. In 1804 he was associated with him in his labours ; and after that period he not

* Dr Spurzheim was born at Longuich, near Trèves on the Moselle, 31st December 1776, and died at Boston, United States, on the 10th November 1832.

only added many valuable discoveries to those of Dr Gall, in the anatomy and physiology of the brain, but contributed much to form the truths, brought to light by their joint observations, into a beautiful and interesting system of mental philosophy, and to develop its moral applications. In Britain we are indebted chiefly to his personal exertions and printed works for a knowledge of the science.

An elementary view of the result of their labours will be found in the following work.

A mental organ is a material instrument, by means of which the mind, in this life, enters into particular states, active and passive.

The mind is regarded as simple, and its substance or essence is unknown. It is furnished by nature with highly interesting susceptibilities, and a vast apparatus of mental organs, for enabling it to manifest its energies, and enter into different states. Thus, when aided by optic and auditory nerves, the mind sees and hears; when assisted by an organ of Cautiousness, it feels fear—by an organ of Causality, it reasons. Its power of seeing depends on the perfection of the optic nerves; and, in like manner, its power of experiencing the emotion of fear is in proportion to the perfection of the organ of Cautiousness. The optic nerve, when stimulated by light, induces in the mind the state called seeing; and the organ of Benevolence, excited by an object in distress, produces the mental state called compassion.

States of mind are either simple or complex. A simple state results from the action of a single organ of the mind; fear is a simple state arising from the activity of the organ of Cautiousness. Complex states are produced when the mind is acted upon by several organs at the same time. Thus, suppose that an insult is offered to an individual in an august assembly—Self-Esteem will produce the feeling of offended dignity, and Destructiveness will give the de-

sire of revenge; Veneration, however, may call up the emotion of respect or awe for the personages present, while Cautiousness and Love of Approbation may give rise to the fear of offending them; all which contending emotions may coexist. Hence, the mind, simple in itself, may, by means of a plurality of organs, exist in a state of complex relation to other objects.*

The mind and body are intimately connected; and it is impossible for the mind to remain unaffected in certain states of the corporeal system. But the brain, and not the whole body, is the immediate organ of the mind. Observation, and the fact that most of the older writers, Shakspeare for instance, used the terms Mind and Brain almost synonymously, authorize this conclusion. Physiologists universally treat of the brain as the material instrument on which the manifestations of the intellect depend. Consciousness localizes the mind in the head. The nerves which convey sensations to the mind are all intimately connected with the head. And if the brain is not the organ of the mind, it remains a strange anomaly of curious and exquisite structure, carefully and admirably protected by the Creator, yet altogether without any ascertained use. Nearly every other part of the body has a function already known.

The brain, then, being the organ of the mind, the next inquiry is, Whether is it a single part, manifesting the whole mind equally, or an aggregate of parts, each subserving a particular mental power? All the phenomena are at variance with the former, and in harmony with the latter, or phrenological, view. The brain must be a combination of parts performing distinct functions: 1st, Because all the powers of the mind are not equally developed at the same time, but appear in succession at different periods of life;

* This doctrine was first clearly elucidated by the Rev. Dr David Welsh, in his excellent Life of the late Dr Thomas Brown, Note N. p. 519.

just as in some animals the sense of sight appears sooner than the sense of hearing, each depending on the state of its own organ. Different parts of the brain are observed to be developed in succession, those most early developed subserving those mental powers which appear first. *2d*, Because genius is generally partial. Madame Catalani, for example, is not equally gifted with a natural talent for mathematics or metaphysics, as for music. A man is often an excellent painter, although no musician; or a clever and acute observer, without being a profound reasoner. This is parallel to a person seeing who cannot hear, a fact explained by the organs of vision and hearing being distinct. If the same part of the brain manifested the faculty of colour, of music, and of reasoning, these powers would, of necessity, be equally strong or weak; which is contrary to daily experience. *3d*, Because in dreaming one or more faculties are awake, while others are asleep, and if all acted through the instrumentality of one and the same organ they could not be in opposite states at the same time. *4th*, Because in partial idiocy and partial insanity some faculties are greatly deficient or deranged, while others are powerful and healthy in their operations; which could not be if all depended on one organ. *5th*, Because partial injuries of the brain do not equally affect all the mental powers; which they would do if the organ of the mind were single. Often parts of the brain are wounded without impeding the intellect, while the temper and dispositions are evidently disturbed. This can arise only from different parts subserving different mental powers.

These considerations lead so irresistibly to the inference of a plurality of mental organs in the brain, that, to use the strong expressions of Foderé, "they had been adverted to by almost all anatomists from the days of Galen downwards, and even by the great Haller, *who felt the necessity* (qui éprouvait *le besoin*) of assigning distinct functions to different parts of the brain."—Pinel also broadly

states the impossibility of reconciling such facts with the notion of a single organ of the mind. Dolce and other writers, acting under this conviction, attempted very early to assign functions to particular regions of the brain, which they fancied to be fit for the reception of particular faculties; and a drawing of a head so divided in 1560, will be found in Dolee's work, and in the second volume of the Phrenological Journal. They failed in their attempt, in consequence of taking their own conceptions of fitness, and not actual observation, for their guide.

Dr Gall's two fundamental propositions, of the brain being the material instrument of the mind, and of each of its parts being the instrument of a distinct and independent mental faculty, so far from being mere fictions of his own fancy, are thus not new, but, on the contrary, have long been entertained by the soundest medical philosophers. Their truth is borne out by universal analogy, which shews that every distinct function is connected with a distinct organ. Thus, there are distinct nerves for seeing, hearing, tasting, and smelling; and latterly it has been demonstrated by Bell and Magendie, that even the nerves of feeling and motion are separate and independent, although undistinguishably blended in one common sheath in their course to the parts on which they are ramified.

Dr Gall's method of investigation is free from certain insuperable difficulties, which have impeded the progress of other philosophers in establishing a true theory of mind.

1st, Dissection alone does not reveal the vital *functions* of any organ. No person, by dissecting the optic nerve, could predicate that its office is to minister to vision; or, by dissecting the tongue, could discover that it is the organ of taste. Anatomists, therefore, could not, by the mere practice of their art, discover the functions of the brain.

2dly, The mind is not conscious of acting by means of organs; and hence metaphysical philosophers, who, in studying the mental phenomena, confined themselves to re-

flection on consciousness, could not discover the material instruments by means of which the mind performs its operations in this life, and communicates with the external world.

Dr Gall succeeded by comparing the size of cerebral parts with the energy of mental manifestations. This method was competent to lead to discovery of the functions of different parts of the brain. Common observation warrants us in believing that human dispositions and talents may be distinguished. One man is remarkable for pride, another for vanity, a third for avarice, a fourth for generosity, a fifth for musical talent, and a sixth for skill in painting. These dispositions and talents, therefore, may be compared with the development of brain. Again, no one, however anxious, could, by feigning, write poetry, compose music, or excel in reasoning or mathematics, if he did not naturally possess the requisite talents. Therefore different talents may be discriminated.

The relative size of different parts of the brain may also be distinguished.

All authors agree that the brain gives the form to the skull. Cuvier, Monro, Blumenbach, Lawrence, and many other anatomists, state this.

The outer surface of the skull corresponds to the inner surface, and represents its form with sufficient accuracy ; under the following exceptions.

The frontal sinus is an opening between the inner and outer surfaces of the frontal bone, occurring at the top of the nose. It does not in general appear over any phrenological organ before the age of twelve ; but after that, it often extends along the spaces numbered 22, 23, 24, 25 on the marked bust, and throws a degree of uncertainty over the development of the organs indicated by these numbers. When the sinus exists, there may be an outward rising of the skull at these places, without a corresponding development



of brain below, and consequently the manifestations of the faculties will not be so powerful as the external elevation indicates. The sinus, however, does not appear, in general, before the age of twelve, while some of the organs near it are most energetic before that age (Individuality for instance); and up to that time, therefore, there is no difficulty. After that age, till middle life, the sinus is common, but seldom so large as to mislead; even then, however, there are cases which present a flatness or depression at the outer surface, indicating deficiency of brain behind, and a corresponding weakness of the concomitant mental power. If a sinus is present in such a case, *it must extend inward*, and make the organ *actually smaller* than phrenologists infer it to be, so that this would correspond still more strongly with the *deficiency* of mental power. The force of this negative evidence is in general altogether overlooked; but it is really great. The sinus places a *difficulty* in the way of applying Phrenology in cases of enlargement, but it does not establish the *impossibility* of *discovering* the function even of the organs affected by it.

After the middle period of life, a general decay of the body begins to take place, in which the brain participates. It diminishes in size, and sometimes the inner surface of the skull follows the shrinking faster than the outer surface, causing either an increase of the spongy texture between them, or a general thickening of the skull. In disease the same thing often happens. In other cases the skull becomes thinner in old age. For these reasons, phrenologists look for demonstrative evidence *in healthy individuals, not beyond the middle period of life*. In such persons, the divergence from parallelism does not, in general, exceed one-eighth part of an inch; whereas the differences of size in particular parts of equally large heads, extend occasionally to one inch and a quarter, as may be seen by contrasting the busts of Mr Joseph Hume and Dr Chalmers, in the region of Ideality.

These positions being granted, the *possibility* of Dr Gall's discoveries becomes evident, and the question resolves itself into one merely of evidence. As human beings everywhere exist and manifest their faculties, the means of proving or disproving the truth of what Dr Gall has reported, are within the reach of every person who chooses to qualify himself by study for making observations and drawing conclusions. Phrenologists, therefore, do not rely exclusively on recorded cases as evidence. They adduce these as illustrations and examples, and refer every student to nature, stating that philosophical conviction can be founded only on actual observation.

The brain differs in different individuals, not in size merely, but in quality or constitution ; and this fact must always be attended to. If in any one person we compare the manifestations of the organs which are small with those of the organs which are large, the power of manifestation will, as a general rule, be found greatest in the latter, and that in proportion to their size ; because, in general, the whole of a man's brain is of the same quality or constitution, and fair scope is given to the influence of size. But if we compare the manifestations of any particular organ in John and in James, although the size be the same, yet James may manifest the faculty with the greater vigour. This may arise from the quality or constitution of James's brain being superior, or from his having exercised the organ in question, whereas John had left it in dormancy. If we compare James's organs with each other, and John's organs with each other, we shall find that the power of manifestation will, in general, correspond to their respective dimensions ; or if we compare James's brain with that of another individual who has the same constitution, and has received similar training, we shall find the effects of size appearing invariably the same. The correct proposition, therefore, is, that, *other conditions being equal* (or *cæteris paribus*), size

is a measure of power ; and this principle also is admitted by physiologists in general.

In tracing the influence of this law in animated beings, however, we cannot consistently compare one species with another ; because in such comparisons other conditions besides size are not the same. Man, the beaver, and the bee, for example, all construct, yet the bee's organ of Constructiveness must be very minute ; and if we compare the imperceptible organ in it with the relative organ in man or the beaver, it may plausibly be argued, that man and the beaver do not excel the bee in art, in proportion to the excess of size in their organs of Constructiveness. But this is an incorrect method of reasoning. The structure of every species of animals is modified to suit its own condition of life. The ox has four stomachs, and the horse only one ; yet both digest the same kind of food. The proper mode of proceeding is to compare, in different individuals of *the same species*, size of particular organs with strength of particular functions (health, age, exercise, and constitution being alike), and then size will be found correctly to indicate power.* The more nearly any two species resemble each other, the fitter they become for being profitably compared in their structure and functions ; and hence a reflected light of analogy may be obtained in regard to the laws of the human economy, by studying that of the more perfect of the lower animals. Still, however, we derive only presumptive evidence from this source, and positive proof can be obtained only by direct observations on man himself. This best evidence alone is admitted by phrenologists as sufficient, and on it exclusively their science rests.

In the following observations on the influence of size in the organs upon the power of function, I intend, where

* See Phrenological Journal, vol. ix. p. 515 ; vol. x. p. 27 ; and vol. xiv. p. 172.

different species of animals are compared, merely to illustrate the doctrine in a popular manner, and not to prove it by rigid evidence : For that evidence I confine myself to observations on individuals of the same species.

Bones, all other conditions being the same, are strong in proportion to their size. So it is with muscles. Muscular action or motion requires a *nerve* to give the impulse, and a *muscle* to act or obey. Now, a strong impulse and a moderate muscle, or a weaker impulse and greater muscle, may produce equal results. A moderately muscular man, under the powerful influence of rage or delirium, may shew as great power of muscular action, as a far more muscular man could do when not so excited. But here the condition of *cæteris paribus* does not hold ; if we excite the latter individual equally highly, he will excel the former in proportion to his greater size of muscle.

Fishes live in a medium of a specific gravity almost the same as that of their bodies. They swim naturally from their own lightness. Here, then, increased bulk does not add to their relative weight, so as to impede or injure them, and in them accordingly great muscular power is connected with very large muscles and small nerves. Birds like the eagle, on the other hand, rise high in a medium much lighter than their own bodies ; and increase of muscular size would add greatly to their weight, and prevent them rising in the air : Accordingly great power of motion is conferred on them by means of very large nerves and moderate muscles ; still shewing the proportion of power to size to be a law of nature.

In conformity with the same principle, Desmoulins states, that the nerves of *sensation* going to the arm and hand (the chief instruments of touch), are in man five times greater in volume and surface than those going to the *muscles* ; whereas, in the horse and other animals with imperfect touch and great muscular strength, the proportions are so completely reversed, that the mass of the muscular

nerves exceeds that of the sensitive nerves by one-third. Again, in the case of the other external senses, the size of the nerves is always proportioned, *cæteris paribus*, to the intensity of the function. Monro, Blumenbach, Cuvier, and Magendie state this fact. In fishes, Desmoulins found the auditory nerve twenty times larger in proportion to the size of the animal than in *mammalia* and birds—water being less fit than air for the transmission of sound. Those animals which enjoy an acute sense of smell are remarkable for the great size of their olfactory nerves. For instance, the bear, the sheep, the dog, and the cow, have an immense surface covered with nervous fibrils. In like manner, large nerves of taste uniformly attend superiority in that function. And in vision the same proportion between size of organ and intensity of function is most remarkably displayed. In eagles, whose sight is very keen, the ganglions whence the optic nerves arise are equal in size to one-third of the whole brain; whereas in the owl, which sees imperfectly, they are not equal to more than one-twentieth. In birds of prey, the nervous expansion of the retina in the eye is said by Desmoulins to be curiously folded and doubled upon itself, for the purpose of affording room for a large surface in a small space, these folds disappearing when the birds are confined for a length of time to near vision, as in a cage; but the correctness of this observation has been denied.

The brain forms no exception to the law which we are considering; and most physiologists admit that the mental manifestations are vigorous in proportion to its size, all other things being equal. Cuvier and Magendie are no mean authorities. In speaking of the cerebral lobes being the place “where all the sensations take a distinct form, and leave durable impressions,” Cuvier adds, that “comparative anatomy offers another confirmation of the constant proportion between the size of these lobes and the degree of intelligence of animals;” thus admitting the in-

fluence of size of the cerebral organs as distinctly as Dr Gall himself. And it may further be remarked, that, in this instance, Cuvier speaks the sentiments of Portal, Berthollet, Pinel, and Dumeril, who, along with himself, formed a commission, in 1822, to examine and report upon the experiments of Flourens. In fact, all former attempts to discover the uses of the brain assume this principle as self-evident. Camper's facial angle was invented to shew that the nearer the angle approaches to a right angle, or, in other words, the *larger and more prominent the forehead*, the greater will be the intellectual powers. The method founded on comparing the absolute size of the brain in different animals as an index of their capacities, rests on the same assumption. Those inquirers also, who estimated the size of the brain relatively to the mass of the nerves, relatively to the size of the spinal marrow, and relatively to the size of the cerebellum, all proceeded on the principle that the energy of function was dependent mainly on the size of organ.

The principle of size being a measure of power, which is thus almost universally admitted in regard to the whole brain, is equally accurate when applied to its component parts; at least the truth of it is a fair and reasonable subject of philosophical inquiry; and on the information obtained by observation the phrenologists rest their whole system.

The phrenologist, therefore, compares cerebral development with the manifestations of mental power, for the purpose of discovering the functions of the brain, and the organs of the mental faculties; and this method of investigation is conformable to the principles of the inductive philosophy, and free from the objections attending the anatomical and metaphysical modes of research.

As conviction can be obtained only by personal observation, every one who desires to become a phrenologist should learn to observe. A healthy brain, at a vigorous

period of life, is the proper subject for observation ; and, as the fundamental principle of the science is, that the *power* or *force* of mental manifestation bears a uniform relation, *ceteris paribus*, to the size of the organs, we must be careful not to confound this quality of mind with that of mere *activity* in the faculties, for size in the organ is an indication more certainly of the former than of the latter. The word *power* here signifies mere *capacity*, whether much or little, and in this sense is nearly synonymous with *faculty*. It means also *much power*, or *energy*, the difference of which from quickness or activity I proceed to illustrate.

In muscular action, the qualities of energy and activity are easily recognised as distinct. The greyhound bounds over hill and dale with animated agility ; but a slight obstacle would counterbalance his momentum, and arrest his progress. The elephant, on the other hand, rolls slowly and heavily along ; but the impetus of his motion would sweep away an impediment sufficient to resist fifty greyhounds at the summit of their speed.

In mental manifestations (considered apart from organization) the distinction between power and activity is equally palpable. On the stage, Mrs Siddons and Mr John Kemble were remarkable for the solemn deliberation of their manner, both in declamation and action, and yet they were splendidly gifted with power. They carried captive at once the sympathies and understandings of the audience ; they made every man feel his faculties expanding, and his whole mind becoming greater, under the influence of their energies. This was a display of power. Other performers, again, are remarkable for vivacity of action and elocution, who nevertheless are felt to be feeble and inefficient in rousing an audience to emotion. *Activity* is their distinguishing attribute, with an absence of power. At the bar, in the pulpit, and in the senate, the same distinction prevails. Many members of the learned pro-

fessions display great facility of illustration and fluency of elocution, surprising us with the quickness of their parts, who nevertheless are felt to be neither impressive nor profound. They possess acuteness without power, and ingenuity without comprehensiveness and depth of understanding. This also proceeds from activity with little vigour. There are other public speakers, again, who open heavily a debate, their faculties acting slowly, but deeply, like the first heave of a mountain-wave. Their words fall like minute-guns upon the ear, and to the superficial listener they appear about to terminate ere they have begun their efforts. But even their first accent is one of power; it rouses and arrests attention; their very pauses are expressive, and indicate gathering energy to be embodied in the sentence that is to come. When fairly animated, they are impetuous as the torrent, brilliant as the lightning's beam, and overwhelm and take possession of feeble minds, impressing them irresistibly with a feeling of gigantic power.

The student should always bear in mind that the phrenologist does not compare general size and general power: a man may have a small head, taken in the aggregate, and yet a powerful intellect; but it will be found that in him the anterior lobe or seat of the intellect is large, and that the deficiency lies in the organs of the propensities or sentiments, or of both. In such cases there will be intellectual vigour without force of character.

The circumstances which *modify* the effects of *size*, are constitution, health, exercise, excitement from without, and in some cases the mutual influence of the organs.

1st, Constitution or quality of brain has a great influence on the effects of *size*: Of two brains of equal size, one may be distinguished by the finest texture and most vigorous constitution, while the other may be inferior in quality, and naturally inert. The consequence will be, that only the better constituted brain will manifest the mind with vigour fully proportioned to its size. That size

is nevertheless the measure of power, may be proved, by contrasting the manifestations of a smaller brain, equally well constituted, with the larger one; the power or energy will be found greatest in the latter. The question naturally presents itself, Do we possess any index to the constitution or quality of the brain?

There are some constitutional qualities* which can be judged of only by knowing the qualities of the stock, or race, from which the individual under examination is descended. I have observed a certain feebleness in the brain, indicating itself by weakness of mind, without derangement, in some individuals born in India, of an English father and Hindoo mother. The tinge of colour and the form of the features indicate this descent. I have noticed feebleness and sometimes irregularity of action in the brains of individuals, not insane, but who belonged to a family in which insanity abounded. I do not know any external physical indication of this condition. The temperaments indicate, to a certain extent, important constitutional qualities. There are four temperaments, accompanied by different degrees of activity in the brain.

The first, or *lymphatic* temperament, is distinguishable by a round form of the body, softness of the muscular system, repletion of the cellular tissue, fair hair, a pale clear skin, and a hazy sleepy eye. It is accompanied by languid vital actions, and weakness and slowness in the circulation. The brain, as a part of the system, is also slow, languid, and feeble in its action, and the mental manifestations are proportionally sluggish and weak.

The second, or *sanguine* constitution, is indicated by well-defined forms, moderate plumpness of person, tolerable firmness of flesh, light hair, inclining to chestnut, blue eyes, a fair complexion, with ruddiness of countenance. It

* See an able Essay "On Quality of Brain as influencing functional Manifestation," by Mr Daniel Noble; *Phren. Journ.* vol. xii. p. 121.



LYMPHATIC



SANGUINE



BILLIARD



JEAN PAVAN



is attended by great activity in the bloodvessels, and fondness for exercise. The brain partakes of the general vigour and vivacity of the system.

The *fibrous* (generally but improperly termed the *bilious*) temperament, is distinguished by black hair, dark skin, moderate fulness and much firmness of flesh, with harshly expressed outline of the person. The functions partake of great energy of action, which extends to the brain; and the countenance, in consequence, shews strong, marked, and decided features.

The *nervous* temperament is recognised by fine thin hair, thin skin, small thin muscles, quickness in muscular motion, paleness of countenance, and often delicate health. The whole nervous system, including the brain, is predominantly active and energetic, and the mental manifestations are proportionally vivacious and powerful.*

The temperaments are supposed to depend upon the constitution of particular systems of the body: the brain and nerves, being predominantly active from constitutional causes, produce the nervous temperament; the lungs, heart, and bloodvessels, being constitutionally active, give rise to the sanguine; the muscular and fibrous systems to the bilious; and the glands and assimilating organs to the lymphatic.

Dr Thomas of Paris considers that all the systems of the body act with a degree of energy proportionate to their size, and that the different temperaments owe their origin to the predominance in size of particular systems. For example, the function of the abdominal viscera is to digest food and nourish the body. If these be large, indicated by a full belly, and if the lungs and brain be relatively small, then the abdominal functions will preponderate, and the individual will resemble the ox in his dispositions; he will eat, digest, and fatten, but be greatly averse to mus-

* Outlines of Phrenology, by Dr Spurzheim, p. 3.

cular and mental activity. This Dr Thomas considers as the origin of the *lymphatic* temperament.

The office of the lungs and heart, which fill the cavity of the thorax, is to invigorate and circulate the blood. When the thorax is large, and the brain and abdomen are relatively small, the whole system is pervaded by well oxygenated blood, vigorously propelled; and hence life and activity are copiously communicated. The abdomen being small, there is no tendency to fat; and the brain being inferior in relative size, there is no strong disposition to thinking. Hence the dispositions will be towards muscular exertion, and pleasure will be felt in mere existence and motion. Among animals, the lion, tiger, and greyhound represent this temperament. This constitution is viewed as the cause of the *sanguine* temperament.

The function of the brain is to manifest the mind; when it is large, with the thorax and abdomen small, there will be great mental vivacity, with limited capacity of digestion, and little tendency to muscular action. Individuals so constituted will delight in mental emotion and intellectual pursuits. This is viewed as the origin of the *nervous* temperament. The *bilious* is supposed to arise from pre-dominance of the fibrous structures of the body.

The different temperaments are rarely found pure. The common mixtures are the sanguine-lymphatic, the nervous-lymphatic, and the nervous-bilious.

Modifications of temperament, according to Dr Thomas's theory, are also frequent. In some persons the brain and thorax are large, and the abdomen small; and then, says he, great mental and muscular activity are combined. This was Napoleon's temperament in youth. In other individuals the thorax and abdomen are large and the brain small; and the consequences are fine bodily health, and great capacity for muscular labour, but aversion to mental exertion. Or the brain, thorax, and abdomen may all be large in the same individual, and then he will be

fond of eating and drinking, tolerably active in his muscular functions, and also inclined to vary his occupations by mental exercises.

In comparing different brains, we should always attend to the temperaments ; because two brains may be of the same size, but if the one be of the lymphatic and the other of the nervous temperament, there will be great difference in the powers of manifesting the faculties.

The brain must possess also a *healthy* constitution. Like other parts of the body, it may be affected with diseases which do not diminish or increase its magnitude, and yet greatly impair its functions ; and, in such cases, great size may be present, but very imperfect manifestations appear. Or it may be attacked with other diseases, such as inflammation, or any of those particular affections whose nature is unknown, but to which the name of Mania is given in nosology, and which greatly exalt its action ; and then very forcible manifestations may proceed from a brain comparatively small : but it is no less true, that when a larger brain is excited to the same degree by the same causes, the manifestations will become increased in energy in proportion to the increase of size. These cases, therefore, form no valid objection to Phrenology. The phrenologist ascertains, by previous inquiry, that the brain is in a state of health. If it is not, he makes the necessary limitations in drawing his conclusions.*

Education or *exercise* increases the activity of the brain, and should also be taken into account in comparing different brains. If two individuals at first possessed brains of the same size, form, and temperament, but if the one has laboured in a coal-pit, and the other has made speeches in Westminster Hall and Parliament, until they have respectively attained fifty years of age, the power of manifesting the faculties will be much greater in the latter. Or, if in

* See this subject discussed at greater length in the Phrenological Journal, vol. i. p. 300.

two individuals the size of the organs of the propensities was the same, but if in the one the moral organs were large, so that they had controlled, during life, the action of the propensities, and if in the other the moral organs were small,—at fifty years of age, the propensities of the former would have lost much power by constant restraint, whereas those of the latter would continue to act with greater energy, from having been habitually indulged. The effects of education, however, are limited by the size of the organs. When these are very defective, education is impossible.

The proper way to test the effects of size, is to compare brains agreeing in temperament and exercise, but differing in size, and then the power will be found to bear a uniform proportion to the size of the organ.

Several organs acting in *combination* assist each other in producing a general result ; thus, in playing on a musical instrument, the organ of Time co-operates with the organ of Tune ; and the music will be good or bad, in proportion to the perfection of *both* organs in *constitution, size, and exercise*. If Time were small, and Tune large, the music would be greatly inferior to what it would be if both organs were *full* ; that is, neither of them large, but neither of them small. An individual having Benevolence, Veneration, and Conscientiousness all *full*, will manifest the Christian virtues more perfectly and consistently than one who has Benevolence and Veneration large and Conscientiousness small ; because these virtues are a compound result of all these organs. In such combined actions, each organ contributes a share corresponding to its constitution, size, and exercise, towards producing the general effect ; and if one be very deficient, the quality which it manifests will be weakly exhibited, its feebleness not being compensated for by the strength of the others.

The term Faculty is used to express a particular power, which the mind (which in itself is simple) exercises by

means of particular organs. It is applied to the feelings as well as to the intellect. Thus, the faculty of Causality means the power of tracing the relation of cause and effect, which the mind manifests by means of the organ of Causality; the faculty of Benevolence means the power of feeling kindly and compassionately, which the mind manifests by means of the organ of Benevolence.

A faculty is admitted to be primitive,

1. Which exists in one kind of animals, and not in another;
2. Which varies in the two sexes of the same species;
3. Which is not proportionate to the other faculties of the same individual;
4. Which does not manifest itself simultaneously with the other faculties; that is, which appears and disappears earlier or later in life than other faculties;
5. Which may act or rest singly;
6. Which is propagated in a distinct manner from parents to children; and,
7. Which may singly preserve its proper state of health or disease.

It is advantageous, although not necessary, to become acquainted with the anatomy of the brain in studying Phrenology. The brain consists of two hemispheres, separated by a strong membrane called the falciform process of the dura mater. Each hemisphere is an aggregate of parts, and each part serves to manifest a particular mental faculty. The two hemispheres, in general, correspond in form and functions; and hence there are two organs for each faculty, one situated in each hemisphere. The cerebellum in man is situated below the brain. A thick membrane, named the Tentorium, separates the two; but they are both connected with the medulla oblongata, or top of the spinal marrow, and through it with each other.

Each organ is supposed to extend from the medulla oblongata, or top of the spinal marrow, corresponding nearly

to the hole of the ear, to the surface of the brain or cerebellum; and every individual possesses all the organs in a greater or less degree. When the two organs of a faculty lie in parts of the hemispheres which touch each other, they are both included in one delineation (Benevolence and Veneration are examples); but there are two organs of these and all other faculties, except the propensity of Amativeness. To save circumlocution, the expression "*organ*" of a faculty will be frequently used, but both organs are meant.

The size of an organ is estimated by its length and breadth. Its breadth is indicated by its expansion at the surface. The student should observe the *size*, and not the mere *prominence*, of the organs. Some late authors consider the expansion of the cerebral convolutions at the surface, as the most important requisite to powerful action of the mind.

There are several convolutions, between the hemispheres and at the base of the brain, the functions of which are not ascertained. It has been objected that the mental manifestations which we ascribe to particular organs may proceed from them and the unknown organs acting in combination, and that therefore the functions of no *part* can be ascertained until we know the functions of the *whole* brain. The answer to this is—that each organ uniformly performs its own functions, even when acting along with others. The organ of Tune, combined with Veneration, may lead to the singing of solemn hymns, and with Alimentiveness bacchanalian songs; but in either case it produces only music. The direction may be modified, but the essential function is never changed.

The organs are not separated by divisions on the brain, corresponding to the lines delineated on the bust; but each of them, when predominantly large, gives to the skull an appearance like that represented on the bust, so that the forms are essentially representations of nature, and not ar-

bitrary.* The brain is soft, and when the skull is opened, its own pliability, or the pressure of plaster or other substances applied to it, removes the forms which the organs presented in life. The convolutions, however, differ in their size, appearance, and the direction in which they lie; so that no good observer, acquainted with the anatomy and functions of the brain, could have any difficulty in distinguishing an organ of a propensity or sentiment from an organ of intellect, although presented separately.

As size, *cæteris paribus*, is a measure of power, the first object ought to be to distinguish the size of the brain generally, so as to judge whether it be large enough to admit of manifestations of ordinary vigour; for, as we have already said, if it be too small, idiocy is the invariable consequence. The second object should be to ascertain the relative proportions of the different parts, so as to determine the direction in which the power is greatest.

It is proper to begin with observation of the more palpable differences in size, and particularly to attend to the relative proportions of the different lobes. The size of the anterior lobe is the measure of intellect. It lies on the super-orbital plates, and a line drawn along their posterior margin across the head will be found to terminate externally at that point (A in fig. 1.) where the parietal, frontal, ethmoidal, and temporal bones approach nearest to each other. If the skull be placed with the axis of the eyes parallel with the horizon, and a perpendicular be raised from the most prominent part of the zygomatic arch, it will be found to intersect the point before described. In the living head, the most prominent part of the zygomatic arch may be felt by the hand. The anterior lobe lies before the point first described, and before and below Bene-

* It is not to be understood, however, that the angles of the compartments are ever seen on the head. In Dr Gall's plates, the organs are, in many instances, represented apart from each other, and all of them bounded entirely by curved lines, without angles. See his Atlas, plates 98, 99, and 100.

volence. Sometimes the lower part of the frontal lobe, connected with the perceptive faculties, is the largest, and this is indicated by the space before the point extending farthest forward at the base ; sometimes the upper part, connected with the reflecting powers, is the more amply developed, in which case the projection is greater in the upper region ; and sometimes both are equally developed. The student is particularly requested to resort invariably to this mode of estimating the size of the anterior lobe, as the best for avoiding mistakes. In some individuals, the forehead is tolerably perpendicular, so that, seen in front, and judged of without attending to longitudinal extent, it appears to be largely developed ; whereas, when viewed in the way now pointed out, it is seen to be extremely shallow. In other words, the mass is not large ; and the intellectual manifestations will be proportionately feeble.

Besides the projection of the forehead, its vertical and lateral dimensions require to be attended to ; a remark which applies to all the organs individually—each of course having, like other objects, the three dimensions of length, breadth, and thickness.

The posterior lobe is devoted chiefly to the animal propensities. In the brain its size is easily distinguished ; and in the living head a perpendicular line may be drawn through the mastoid process, and all behind will belong to the posterior lobe. Wherever this and the basilar region are large, the animal feelings will be strong ; and *vice versa*.

The coronal region of the brain is the seat of the moral sentiments ; and its size may be estimated by the extent of elevation and expansion of the head above the organs of Causality in the forehead, and of Cautiousness in the middle of the parietal bones. When the whole region of the brain rising above these organs is shallow and narrow, the moral feelings will be weakly manifested ; when high and expanded, they will be vigorously displayed.

Fig. 1. represents the head of William Hare, the brutal associate of Burke in the murder of sixteen individuals in Edinburgh, for the purpose of selling their bodies for dissection.* Fig. 2. represents that of Melancthon, the highly intellectual, moral, religious, and accomplished associate of Luther in effecting the Reformation in Germany.† All that lies before the line AB, in fig. 1. is the anterior lobe, comprising the organs of the intellectual faculties. The space above the horizontal line BC, marks the region of the moral sentiments. The space from A backwards, below BC, indicates the region of the propensities.

Fig. 1. HARE.

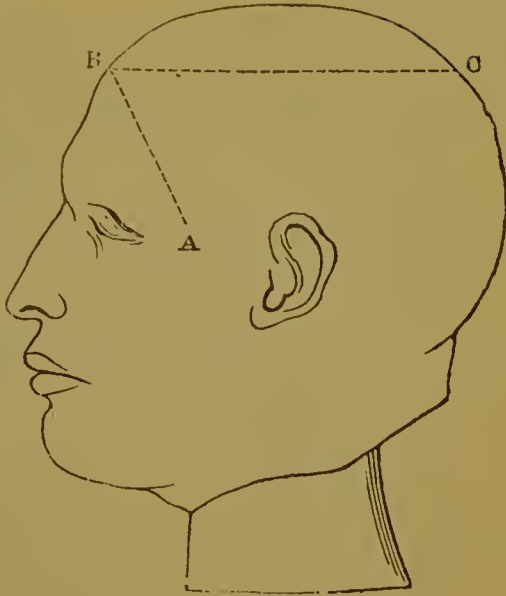



Fig. 2. MELANCTHON.



* *Phrenological Journal*, v. 549.

† Spurzheim's *Phrenology in Connection with the Study of Physiognomy*, p. 160.

Fig. 3. represents the head of Gesche Margarethe Gottfried, a cruel and treacherous woman who was executed at Bremen in 1828, for poisoning, in cold blood, during a succession of years, both her parents, her three children, her first and second husbands, and about six other individuals.*

The line AB commences at the organ of Causality B, and passes through the middle of Cautiousness 12. These points are in general sufficiently distinguishable on the skull, and the line can easily be traced.

The convolutions lying above the line AB must have been shallow and small, compared with those below, which are devoted to the animal propensities.

Fig. 4. is a sketch of the head of a Negro named Eustache,† who was as much distinguished for high morality and practical benevolence as Gottfried was for deficiency of these qualities. During the massacre of the whites by the Negroes in St Domingo, Eustache, while in the capacity of a slave, saved, by his address, courage, and devotion,

Fig. 3. GOTTFRIED.

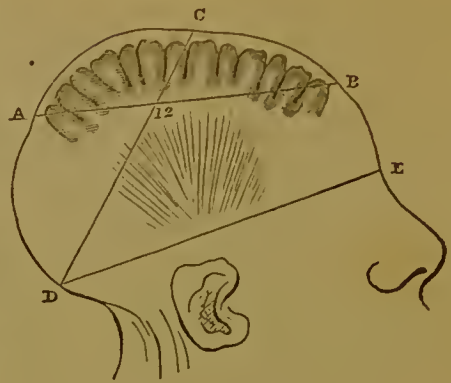
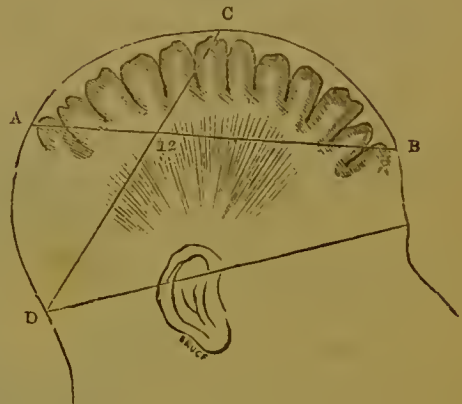


Fig. 4. EUSTACHE.



* This woman's history will be found in *The Phrenological Journal*, vol. vii. p. 560.

† *The Phrenological Journal*, vol. ix. p. 134.

the lives of his master and upwards of 400 other whites, at the daily risk of his own safety. The line AB is drawn from Causality B, through Cautiousness 12; and the great size of the convolutions of the moral sentiments may be estimated from the space lying between that line and the top of the head C.

Both of the sketches are taken from casts, and the convolutions are drawn suppositively for the sake of illustration. The depth of the convolutions, in both casts, is greater than in nature, that the contrast may be rendered the more perceptible. It will be kept in mind that I am here merely teaching rules for observing heads, and not proving particular facts. The spaces, however, between the line AB and the top of the head, are accurately drawn to a scale. Dr Abram Cox has suggested, that the size of the convolutions which constitute the organs of Self-Esteem, Love of Approbation, Concentrativeness, Adhesiveness, and Philoprogenitiveness, may be estimated by their projection beyond a base formed by a plane passing through the centres of the two organs of Cautiousness and the spinous process of the occipital bone. He was led to this conclusion by a minute examination of a great number of the skulls in the collection of the Phrenological Society. A section of this plane is represented by the lines CD, in figs. 2 and 3.

To determine the size of the convolutions lying in the lateral regions of the head, Dr Cox proposes to imagine two vertical planes passing through the organs of Causality in each hemisphere, and directly backwards, till each meets the outer border of the point of insertion of the trapezius muscle at the back of the neck. The more the lateral convolutions project beyond these planes, the larger do the organs in the sides of the head appear to be—namely, Combativeness, Destructiveness, Secretiveness, Cautiousness, Acquisitiveness, and Constructiveness; also to some extent Tune, Ideality, Wit, and Number.

Fig. 5. CINGALESE.

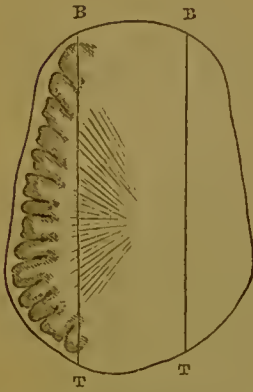


Fig. 6. GOTTFRIED.



Fig. 5. represents a horizontal section of the skull of a Cingalese, the lines BT being sections of the planes above described. Fig. 6. represents the same section of the skull of Gottfried, the female poisoner already referred to. The lateral expansion of the head beyond the lines BT in fig. 6. forms a striking contrast with the size of the same regions in fig. 5. The Cingalese are a tribe in Ceylon, and in disposition are remarkably mild and pacific.*

Dr Cox suggests farther, that the size of the convolutions lying at the base of the brain, may be estimated by their projection below a plane passing through the superciliary ridges and the occipital spine (DE, fig. 3, and D, fig. 4.), and by observing the distance at which the opening of the ear, the mastoid process, and other points of the base of the skull, lie below that plane.

The history of the discovery of each faculty and its organ, is stated in Dr Gall's work before referred to, and some of the *evidence* on which each is admitted is also there brought forward. Dr Spurzheim's works, entitled "Phrenology," and "Phrenology in Connection with the Study of Physiognomy," also contain many facts; and additional cases will be found in the Transactions of the Phre-

* See description of their character in *The Phrenological Journal*, vii. 634.

nological Society, Dr Vimont's Treatise on Human and Comparative Phrenology, the Phrenological Journal, and my System of Phrenology. It is impossible to repeat these in so limited a work as the present. The reader is therefore respectfully informed, that I do not here detail the evidence on which Phrenology is founded; I beg to refer him to the sources of information now alluded to, and to NATURE, which is always within his reach.

OF THE

SKULL AND THE BRAIN.

I avail myself, with much pleasure, of a brief but lucid description of the skull and brain, which Dr Fossati has added to his French translation of the present work.* The whole of this section is translated from his Appendix ; and Plates III. IV. V. and VI. are copied from his work.

As the skull and the brain, says he, are constantly spoken of in this work, it will be advantageous to the reader to present a short description of these parts, accompanied by some physiological observations. I shall not enter into minute anatomical details, but confine myself simply to those points with which it is most important for the student to become acquainted, in order to form correct ideas of the cerebral organs, and of the place which each occupies in the cranium, and, in consequence, to know how to recognise them externally. Plates are added to render the descriptions more clear ; but plates alone are not sufficient for the complete study of organology. The student should observe nature, and make a collection of skulls and casts.

* *Nouveau Manuel de Phrénologie, par George Combe, &c., par le Docteur J. Fossati, Président de la Société Phrénologique de Paris.* Paris 1836. I bear my willing testimony to the excellence of Dr Fossati's translation, and to the additional value which he has communicated to the work by his Notes and Appendix.

OF THE SKULL.

The skull, or *cranium*, is the bony covering which incloses the brain. Little attention was paid to it by physiologists till Dr Gall's discoveries gave it importance. Its Latin name *cranium* has served as the root of several words used chiefly by opponents to designate Phrenology and its advocates, such as *craniology*, *cranioscopy*, *craniologist*, &c. These are improper appellations, and serve only for purposes of ridicule.

Eight bones compose the *cranium*; namely, the *sphenoid* bone, occupying the base of the skull, Plate III., A; two *temporal* bones, B; one *occipital* bone, C; two *parietal* bones, D; the *frontal* bone E, which, at birth, is divided into two parts; and an *ethmoid* (or sieve-like) bone. These bones, joined together by saw-like edges, called *sutures* (Plate III., SS) constitute the cerebral cavity; they are entirely filled by the brain, which everywhere touches the internal surface. Between the brain and the skull, there are only the *meninges*, that is to say, a vascular membrane called the *pia mater*—the arachnoid coat, very thin,—and the *dura mater*.

We borrow from Dr Gall's work a short description of these bones, in so far as the phrenologist is concerned with them.

The *sphenoid* bone. This bone is in contact with a small portion of the middle lobes of the brain, but its form cannot be recognised till after death. A small portion of it is placed in the superior portion of the orbits, and serves to some extent to determine their form. A portion of its sides touches the inferior margin of the frontal bone, as well as the anterior edge of the temporal bone, at the anterior-inferior angle of the parietal bones. Plate III., A.

The *temporal* bones (B). These bones extend from the superior edge of the sides of the sphenoid bone, along the inferior margin of the parietal bones, and to the anterior and lateral portion of the *occipital* bone. They contain

the *auditory* apparatus. Behind the external opening of the ear (*meatus auditorius externus*, M) appears the *mastoid* process (P), which is filled with cells, and serves for the attachment of the sterno-mastoid muscle. It is not connected with the brain.

The *occipital* bone (C) commences behind the sphenoid bone, at the base of the cranium; it forms the occipital hole which gives passage to the spinal marrow, and extends itself towards the base, descending as it proceeds backwards, and then proceeding upwards till it touches the posterior edges of the parietal bones.

The *parietal* bones (D) come into contact with each other along the higher portion of the middle line of the head. They extend to the two sides, and descend to the temporal bones; behind they descend to the occipital bone, and before to the frontal bone.

The *frontal* bone (E) rises from the top of the nose and the superior portions of the orbits, and extends to the superior-anterior margin of the parietal bones, and laterally to the sphenoid bone.

The *ethmoid* bone is entirely covered by the bulb of the olfactory nerve, and is not in contact with the brain. It is not, therefore, of importance in the study of Phrenology.

In the *fœtus* the brain exists before the skull is formed; there is only, outside of the *meninges*, a cartilaginous membrane destined to be changed into bone. In the seventh or eighth month after conception, points of ossification are formed in this membrane; these, by the deposition of new osseous particles, extend themselves in the form of rays, until solid bones are formed, the edges of which dovetail into each other, and form the *sutures*. In the structure of the skull it is necessary to distinguish two compact osseous *laminae*, or plates, one exterior and the other interior, and a spongy substance (the *diploë*) which separates them, but in a manner rather unequal, and which inequality prevents an absolute parallelism between the two plates. In the

formation of the skull, the deposition of the osseous particles on the cartilaginous membrane before mentioned, and the fact of this membrane being moulded on the brain, render it a matter of absolute necessity that the skull should be moulded on this organ. It is, then, the mass of the brain which determines the *size* of the cranium; and it is the development of its different parts which determines the *form* of it. This form varies from infancy to old age, and follows the changes which take place in the brain. It is a fact completely demonstrated, and about which no doubt can exist, that in the foetus, the future forms of the individual (or, to speak more correctly, the tendency subsequently to assume certain forms), are determined at the moment of conception. Thus, not only the forms of the different parts of the body, such as the face, the shape, &c. differ originally in different infants, but the future form of the head itself is originally impressed on it, by means of this tendency towards a different development of its various parts. It has been said that, in difficult labours, the form of the cranium may be changed by the application of instruments; but we may easily be convinced that such objections are ill founded, if we reflect that the changes in the forms of the heads of new-born infants generally take place only in the soft integuments of the skull. But, even although the osseous parts and the brain should have been forced to yield for a moment to a violent compression, their elasticity reacts as soon as the pressure ceases, and the parts regain, at the end of a certain time, their natural forms. If the re-establishment of the compressed bones has not taken place, the functions of the brain are proportionally deranged. I have repeated the experiments of Dr Gall and of other physiologists on this point, and I am convinced of the correctness of their observations. It is not in the power of the accoucheur, therefore, as has been pretended, to vary the form of the head at birth, any

more than to change the traits of resemblance in the countenance.

Even after birth, when the bones have acquired consistency, and all the membranous intervals have been ossified, it is still the brain which gives its form to the cranium. The brain of a child of eight years is more voluminous than that of an infant newly born, and the brain of an adult is larger than that of a child of eight years. By what means could the brain of the adult have been contained within the skull, if it had not yielded in proportion to the growth of the cerebral substance? If we observe the internal surface of the cranium of an adult, we shall see distinctly the impressions of the bloodvessels and of the cerebral convolutions, particularly on the orbitary plate, and in the inferior and anterior portions of the frontal and temporal bones. But the reader must not suppose, as certain physiologists have believed, that the extension of the skull takes place by a sort of pressure which the brain exerts against its internal surface. The same process takes place here as in all the other parts of the body—waste, secretion, nutrition, decomposition, and recomposition. The bony particles are absorbed, and others are secreted and deposited in their place, with modifications determined by the growth of the brain. It appears indeed to be proved, that, by the permanent action of a hard and inflexible body, it is possible, through time, to change the form of the skull, as is observed particularly among the Caribs; but, besides the consideration that these forced displacements of the cerebral parts may alter, more or less deeply, the functions of the brain, they should be regarded, in cranioscopy, as pathological cases, in which we cannot apply the same principles which we admit in considering the physiological state of the skull and brain. That which we observe to take place in the whole skull in relation to the whole brain, occurs also in regard to the particular parts of each. The forehead of a newly-born infant is small: at the end of

three months it begins to round itself out, and it continues to preserve its form till the age of eight or ten, at which time the other parts of the brain, in their turn, begin to develop themselves more fully, and the forehead to lose its convexity. The same changes take place in the different parts of the brain, and the skull is modified in like manner. At the above age, the skull is only a line thick, and we are able, with certainty, to recognise the form of the brain, by the external form of the skull. Although the two plates of the skull be not exactly parallel, and we cannot rigorously determine, by the inspection of the exterior of the skull, the most minute gradations of size that may exist in the convolutions of the brain, it is certain, nevertheless, that this circumstance does not form an obstacle sufficient to prevent us from observing and judging practically of the marked development of the different cerebral parts. Persons accustomed to make observations are not liable to fall into mistakes on this point.

At the decline of life the nerves shrink, the brain diminishes, and the cerebral convolutions sink. In these circumstances, the osseous substance of the skull replaces the portions of the brain which have disappeared, and the entire skull, in the generality of cases, becomes thick, light, and spongy. The internal plate, in general, sinks inwards from the external table, and the cavity of the skull, in old age, is in consequence less than in adult life. In certain instances, the occipital *fossæ*, and those of the middle lobe, disappear, the frontal sinus is enlarged, and the upper surface of the orbital plate separates itself considerably from the under one. These facts prove to demonstration the immense diminution of the cerebral mass in the most advanced age, and lead us to the conclusion that, in such individuals, we cannot judge with precision of the state of the whole brain, and of its particular parts, by the examination of the external form of the skull, nor, consequently, of the actual condition of their moral and

intellectual faculties. I add one other observation—that nothing can prevent a diminution and weakening of the propensities and intellectual faculties taking place, with the increase of age. The mind of man is thus subjected in this world to the condition of his brain.

Diseases, whether of the skull, or of the membranes, or of the brain, produce changes more or less perceptible on the external form of the skull. An exostosis, a fracture, or an accidental alteration of the cranium, will not be confounded by the practitioner with protuberances produced by a partial development of the cerebral organs; because the elevations which the latter produce in the skull take place insensibly with the growth of the individual, and they are found on the two sides of the head at the same time, if they do not occur in the middle line. Elevations in the skull caused by disease take place with greater or less rapidity, and are accompanied by symptoms corresponding to the malady which produces them. A brain originally defective leaves the cranium in a state of incomplete development, as one observes in children born without brains, and in certain idiots. In some children born without brains, the skull has been observed to be filled with water, but they have lived only for a very short time.

In *hydrocephalus*, or water in the head, the skull gives way, little by little, to the effusion of the water which takes place in the cavity of the hemispheres of the brain, and sometimes it acquires a considerable volume. There are heads of a large size which we might mistake for those of persons endowed with a great capacity, if we did not know that in the cavity of the skull, in place of brain, there is a quantity, more or less considerable, of water.

An alteration of another description takes place in cases of *mental disease*. When the alienation is recent, there is as yet no change in the skull; but when it has continued for a long time, the brain, in ordinary instances, wastes away, and the skull, as in old age, fills the void which the

diminution of the cerebral mass has occasioned ; with this difference, however, that in this case, instead of being light and spongy, the bones become thick, hard, compact and heavy like ivory. In suicide, which is the result of a morbid internal propensity existing for a long period, the skull presents the same alterations as in maniacs ; it is generally dense, heavy, and thick, which proves that the tendency to self-destruction is, in general, the result of a true disease of the brain.

The study of comparative anatomy and physiology has afforded powerful assistance in establishing the principles of the physiology of the brain in man. It is true that, in animals, a particular study of the cranium of each species is necessary ; but there are general laws of conformation which strike the most superficial mind, however little addicted to observation. Thus, for example, we constantly see skulls very large at the sides in all carnivorous animals, whether mammalia or birds ; while, on the contrary, the skulls of animals that are not carnivorous are very narrow. The skull of a wolf may be compared with that of a sheep, the skull of an eagle with that of a swan, and so on ; and the observer will be speedily convinced of their essential differences, although the masses of the brains compared be nearly the same. In many animals we cannot determine the form of the brain by the external configuration of the skull. In some the frontal sinuses extend themselves between the two osseous plates of the skull into vast cells, which are prolonged even into the whole skull ; in others there are no frontal sinuses. In certain species the muscles cover almost the entire cranium ; in others the muscles are not larger than in man. In birds the cerebellum occupies only the mesial line of the occipital bone ; in certain animals, on the contrary, the cerebellum is covered by the posterior lobes of the brain, while in others it stands free behind the lobes. It is impossible, therefore, to establish a general rule regarding the form of the skull in all

animals ; nevertheless, if we compare only the skulls of animals of the same species, and belonging to individuals whose instincts and propensities we have studied during their lives, we shall easily recognise that the great differences which exist between one individual and another, are owing to differences in the development of their brains, and not to accidental causes.

So far as we have hitherto proceeded, we may regard the physiological principle as demonstrated, that in man, in his ordinary condition, the inner and outer surfaces of the skull present a faithful impression of the outer surface of the brain. Consequently, the skull itself cannot be at all considered as a part of the body destined to the manifestation of the mind. It is passive, both in its formation and in its configuration. It is influenced by the growth, the decrease, and the modifications which take place in the brain. It has not, and cannot have, any other functions than those which properly belong to the osseous system in general.

OF THE BRAIN.

Before the time of Dr Gall, the brain was studied only by anatomists, who gave exact descriptions of its physical and material qualities, and minute details regarding its form, the colour of its different parts, and their consistency. They made their observations by cutting the brain in slices in all directions, but generally from the top to the bottom. All the forms which presented themselves in the different cuts, were carefully described ; and, this accomplished, they believed themselves to have become acquainted with the brain. The anatomists said nothing on the subject of its functions, and the physiologists, in following this wretched method of dissection, could not seize on the laws which nature had followed in

the organization of the brain, and consequently they contented themselves with indicating the most remarkable facts of the disorders which occurred in consequence of serious alterations in this organ. They never established any doctrine on the nature and extent of its functions,—no true physiology of the brain. Psychologists and moralists, on their side, spoke of the mind as a *being* possessing in itself all the faculties and qualities; acting, thinking, and willing by itself; so far independent of matter, that they would have conceived it derogatory to the dignity of man, if they had ever even dared to think of the manifestations of the mental faculties being subjected in any degree to the state of the brain. Philosophers, in short, were completely ignorant of the importance of this organ in the animal economy.

Another great obstacle presented itself to them, which rendered the progress of mental science, and the establishment of the important truths with which we have since become acquainted, absolutely impossible, and which flowed directly from their method of studying the mind. They took no account of the intellect, the instincts, and the industrial capacities of the lower animals. They had continually under their eyes the domestic creatures, of which they made use; they saw the attachment, courage, intellect, and passions of their dogs and horses; they knew the sagacity of the fox and the cruelty of the wolf, and the astonishing local memory which distinguishes almost all the lower animals; but as, according to them, man alone had a soul, and as all his faculties belonged to his soul, the animals could not be compared with him in any thing; and they should not be permitted, by means of their instincts, to degrade the sole creature made in the image of God, the most perfect being of the terrestrial creation. With such principles in their heads, we may easily conceive why the science of human nature has not made much progress in bygone ages. If the anatomists and physiologists did not

conceive themselves authorized to devote their attention to the affective and intellectual faculties ;—and if the psychologists believed all researches into the structure and functions of the brain to be unworthy of their regard ;—and if, nevertheless, these studies were so linked together, that they could not possibly be cultivated separately, nor advance without marching hand in hand,—it is clear that from these circumstances arises the slow progress which we have observed in the establishment of the new philosophy founded in our day on a more exact knowledge of the faculties of man and the functions of the brain. Thanks to the labours of phrenologists, we may now say with confidence, that never were so many obscure questions in psychology satisfactorily solved as at present.

In studying the brain two points are to be considered: its structure or anatomy, and its functions or physiology. We shall here give only a short description of the anatomy of the brain, scarcely more than sufficient for understanding the words which we employ in this work.

It is absolutely impossible to become acquainted with the anatomy of any part whatever, and especially of the brain, without seeing a dissection, or at least without having before our eyes well designed plates. Plate IV. represents the brain reversed and seen at its base ; Plate V. represents the brain seen from one side and placed as it is in the skull ; Plate VI. represents the brain seen at its base, and dissected so as to render intelligible the direction of its fibres, which proceed from the *corpora pyramidalia*, and traverse the ganglions (or optic *thalami* and *corpora striata*) till they reach the convolutions of the brain.

Some anatomists call the whole nervous matter contained in the interior of the skull indiscriminately brain, *encephalon*, *encephalic mass*. They thus confound under one denomination the brain properly so called, the nervous apparatus of the five external senses, the *medulla oblongata*, and the commencement of the spinal marrow. These last

parts, nevertheless, should be considered separately, having an origin and functions different from those of the brain.

Before advancing farther into the anatomy of the brain, it is indispensable to present here some of the principles applicable to the nervous system in general, but especially to the brain. It is necessary, then, to remember, 1st, That the whole nervous system results from two substances: one of a grey colour, more or less varied, and gelatinous or granulous; the other white and fibrous. The nerves and the nervous filaments are constituted of the white matter. 2dly, From the grey substance spring the nervous filaments, and the more that substance is abundant, the more of these fibres are produced. 3dly, The different nervous systems do not arise one from the others, but each takes its origin in its own proper mass of grey matter, and they, besides, differ essentially from each other. Apparatuses of communication exist everywhere which place them in relation with each other. 4thly, All the nervous systems are capable of producing sensations in the brain, but each system receives and transmits a determinate sensation or irritation which is peculiar to it. 5thly, The functions of each nervous system are manifested only in proportion to the development of its parts, and the strength of the manifestations is, in general, in direct relationship to this development, or, to speak more clearly, to the respective masses.

Let us return to the anatomical part of our subject. In order to know sufficiently the structure of the brain, and to comprehend the mutual relationship of the different parts which compose it, it is necessary to commence the dissection of it by its base. Dr Gall was the first who abandoned the old method of cutting it in slices, and who set himself to examine each part by starting from the origin of its fibrous bundles, which he saw arising from the grey substance, and by following out their course to their final expansion. By this means he was able to recognise the

successive reinforcements furnished in their progress by their meeting with different masses of grey substance, and he succeeded in unfolding the whole substance of the brain in the form of a membrane. Dr Spurzheim, his fellow labourer, assisted him in his researches.

I have seen several physicians embarrassed how to extract the brain uninjured from the cavity of the skull. The following method may be pursued:—Begin by making a crucial incision in the integuments, from the front to the occiput, and from the one ear to the other; then separate and pull down the parts, and also the muscles which cover the temples. If it is desired to preserve the cranium, it must be sawed, by passing the instrument along the frontal bone, the temples, and the middle part of the occipital bone. In the opposite case, it may be broken in a circular direction with the sharp edge of a hammer in order to lift up the skull-cap. There is much less risk of injuring the cerebral membranes and the convolutions in opening the skull by blows of a hammer than in making use of the saw, and no alteration of the internal organization ensues from it. When the top has been raised, the dura mater should be cut from each side of the longitudinal sinus, from the front to the back, and transversely from the middle of the superior portion down to the ears. The falx should be detached in the frontal region and turned back. The top of the head should then be made to hang downwards, in such a manner that the palm of the hand may be applied to it and receive the brain. The middle and frontal lobes are easily disengaged. We cut successively the nerves which present themselves, namely, the bulb of the olfactory nerve, the optic nerves, and the motor nerves of the eye; and the head should be inclined first to the one side and then to the other, in order to cut carefully the tentorium, in removing the hemispheres. After this the nerves and bloodvessels situated under the *pons Varolii* should be separated, and the spinal

marrow cut as low as possible below the great occipital hole. The cerebellum should then be disengaged with the fingers of the one hand, while the whole mass of the brain, which we lift from the skull, is sustained by the other; care being always taken not to allow any of the parts to be torn. This being accomplished, the brain may be placed on a table, first on its base, in order to observe its exterior.

The brain in its natural state completely fills the cavity of the skull. The form which it presents is that of a spheroid elongated at the upper part, narrower at the front than behind. In the brain we observe a superior and anterior mass, called the *hemispheres* (Plate IV., A C, A C), and an inferior and posterior portion, not so large, called the *cerebellum* (F F).

The two *hemispheres*, the one on the right side and the other on the left, are separated longitudinally and deeply by the *falx* of the *dura mater*. In this cut, A A is a section



of the skull. It is here represented thicker than in nature, to shew the *diploë*, lying, like cells in a marrow bone, between the inner and outer surfaces of the skull. The cerebellum lies at C, and B is the mastoid process. The membrane hanging

down from the arch of the skull is the *falx* or falciform process of the *dura mater*, which separates the two halves of the brain.*

Each hemisphere is divided into three portions, which are named *lobes*. The anterior lobe (Plate IV., A A) rests on the vault of the orbits, and is separated from the middle lobe by a deep furrow (*ee*). The middle lobe (B B) is scarcely separated from the posterior (C C). This last is situated partly in the internal temporal fossæ of the skull, and partly on the tentorium of the cerebellum.

* This paragraph is added by G. C.

On all the surfaces of the hemispheres we perceive *convolutions*, larger or smaller, and more or less projecting. They are separated from each other by winding furrows called *anfractuositics*, into which the *pia mater* descends, while the two other membranes, the *arachnoid* coat and the *dura mater*, pass directly over the convolutions, and envelope the whole brain.

All the parts which compose the brain are double, each part on the one side having a counterpart on the other. They are not exactly symmetrical, one of the sides being in general a little larger than the other. The bundles of the same kind of each side are joined together, and brought into reciprocal action, by transverse nervous fibres, which are called *commissures*.

The *cerebellum* is a nervous mass separated from the *hemispheres*. It occupies, as we have already observed, the posterior and inferior parts of the cavity of the skull (see Plate V., F). It is enclosed in the space which lies between the transverse fold of the *dura mater*, called the *tentorium*, and the inferior *fossæ* of the occipital bone. Its form is globular, more extended to the sides than from the front to the back. The furrows which appear on the external surface of the cerebellum are deep; they closely approach each other, and are not tortuous, as in the brain: The cerebellum has *laminæ*, or leaves, in place of convolutions, which last belong only to the hemispheres.

To become acquainted with the structure of the brain, it should be turned over and dissected by its base. Externally, we see the situation and emergence of the different nerves, such as (Plate IV.) 1. the olfactory nerve at the front; then successively, 2. the optic nerve; 3. the motor nerve of the eye; 4. the pathetic nerve; 5. the *trigeminal*; 6. the abductor of the eye; 7. the facial; 8. the auditory; 9. the glosso-pharyngeal; 10. the vocal; 11. accessory nerves. G G is the *pons Varolii*; H H, the *medulla oblongata*, with (s s) the *corpora olivaria*, (r r) the

corpora pyramidalia, and (*tt*) the *corpora restiformia*. See description of Plate IV. for more minute particulars.

The dissection is accomplished not by cutting, but simply by separating, by carefully seraping by means of the flat handle of a scalpel, the parts which ought to be brought into view.

The roots of the *cerebellum*, and those of the hemispheres of the brain, arise from different masses of grey matter situated in the interior of the *medulla oblongata*, which comes immediately after the posterior cervical nerves. These primary fibrous roots continually increase in size in advancing forwards; they meet the masses of grey substance which are called ganglions, which furnish them with new nervous bundles, and they extend themselves, thus reinforced, to the peripheral surface, from which result the *laminæ* of the *cerebellum* and the convolutions of the brain.

As to the *cerebellum*, the first nervous fibres spring from the superior *corpora restiformia* to enter the *cerebellum*. They meet a mass of grey substance called* the *corpus dentatum* (Plate VI. *a*), and there, reinforced by new fibres, they lose themselves in the *laminæ*.

In regard to the *brain*, the *corpora pyramidalia* (Plate IV. *rr*) and *corpora olivaria* (*ss*) furnish the first nervous fibres of it. These pass under the annular protuberance, or *pons Varolii* (Plate IV. *GG*), and are reinforced in their passage by new fibres, and especially at their meeting with the *optic thalami* and the *corpora striata* (Plate VI. *h*), until they expand themselves in large masses into the cerebral convolutions *AA*.

At this place the cerebral fibres join the apparatus of reunion, the primitive fibres of which have their origin in the grey cortical substance which covers the same convolutions and the *laminæ* of the *cerebellum*. This is the origin of the great *commissure* of the brain called the *corpus callosum*, of that of the *cerebellum* called the *pons Varolii*, *G*, and of several others. In this manner we may form an

idea of the double origin and double direction of the nervous system of the brain, called by Drs Gall and Spurzheim the *diverging* and the *converging* fibres. By the knowledge of this disposition of the nervous fibres which compose the brain, we may succeed in unfolding the cerebral convolutions, and in extending them in the form of a membrane; but this unfolding cannot be comprehended or well accomplished, unless we have seen it executed by an anatomist practised in the operation.

We shall not speak here of several other parts of the brain, namely, of the *ventricles*, the *pineal gland*, the *tubercula quadrigemina*, &c. Those parts are not of great importance to the popular student of the physiology of the brain. We could have wished to enter into some details on the *comparative* anatomy of the brain, but the limits of this work do not permit us to do so.

* DESCRIPTIONS OF THE PLATES.*

PLATE III.—THE SKULL.

- A, Basilar or sphenoid bone—small portion reaching the surface at the side.
- B, Temporal bone.
- C, Occipital bone.
- D, Parietal bone.
- E, Frontal bone.
- M, Meatus auditorius externus, or external opening of the ear.
- P, Mastoid process of the temporal bone, which serves to give attachment to the sterno-mastoid muscle.
- SSS, Sutures, or serrated edges by which the different bones are joined together.

PLATE IV.—BASE OF THE BRAIN.

- A C } Are the right and left hemispheres of the brain.
- A C }
- FF, The cerebellum.

* The following descriptions are not given by Dr Fossati. They are drawn from Dr Spurzheim's Anatomy of the Brain, and Physiognomical System. There are some errors in Dr Fossati's work in the lettering of the plates in reference to his text, which are rectified in this publication.

AA, The anterior lobe.

ee, The line which denotes the separation between the anterior lobe and the middle lobe.

BB, The middle lobe.

CC, The posterior lobe.

GG, The *Pons Varolii*, which brings the two sides of the cerebellum into communication.

HH, The *Medulla oblongata*.

rr, The *Corpora pyramidalia*.

ss, The *Corpora olivaria*.

tt, The *Corpora restiformia*.

1. Olfactory nerves or first pair. Their origin is not yet demonstrated. They go through the holes in the cribriform plate of the ethmoid bone, and are distributed on the membrane which lines the nostrils.
2. The optic nerves. They pass along the side of the *thalami nervorum opticorum*, and can be traced to the *nates* of the *corpora quadrigemina*, which bear a proportion to them. This is the second pair of the anatomist. They pass through the optic holes of the sphenoid bone to the orbits.
3. Third pair or *motores oculi*. They originate from the *crura of the cerebrum* a little before the *tuber annulare*. They go through the fissure between the sphenoid bone and orbital plate of the frontal bone to the muscles of the eyeball.
4. Fourth pair or pathetic nerves. They originate near the *corpora quadrigemina*, and pass between the middle lobes of the brain and the adjacent part of the *tuber annulare*. They go through the same fissure as the above to the *obliquus-superior* muscle of the eyeball.
5. Fifth pair of nerves, *trigeminus* or trifacial nerves. They may be traced to above the *corpora olivaria* and go to the orbits, great part of the face, and superior and inferior *maxille*.
6. Abductor nerve or sixth pair. They originate from a furrow between the posterior edge of the *tuber annulare* and the *corpora pyramidalia*. They go through the cavernous sinus and sphenoid-orbital fissure to the *abductor* muscle of the eyeball.
7. Facial nerve or *portio dura*, or *sympatheticus minor*, is the second branch of the seventh pair. They pass through the aqueduct of Fallopius, to the external ear, neck, and face, and originate at the angle formed between the *Pons Varolii* and the *corpus restiforme*.
8. Auditory nerve, or *portio mollis*, first branch of the seventh pair. They go through a number of small holes within the auditory passage to all the internal parts of the ear. They come from medullary streaks on the surface of the fourth ventricle.
9. Glossopharyngeal nerve, principal branch of the eighth pair. They go to the styloid muscles, the tongue and the pharynx.

10. Vocal nerves, or eighth pair.* They originate from the base of the *corpora olivaria*. They go to the tongue, the pharynx, larynx, and lungs, and part to the stomach.
11. Spinal accessory nerves, or spinal nerves. They originate from the beginning of the spinal marrow. They go through the condyloid hole of the occipital bone to the *sterno-mastoid* and *trapezius* muscles.

PLATE V.—THE BRAIN SEEN FROM ONE SIDE, AND
PLACED AS IT IS IN THE SKULL.

The numbers refer to the organs as marked on the Figures at the beginning of the Book. The letters have the following referenees :—

- A, Anterior lobe of the Brain.
- B, Organ of Taetility, described by Dr Fossati under the organ of Weight.
- a*, Alimentiveness.
- C, Posterior lobe of the Brain.
- G, Pons Varolii, which brings the two sides of the cerebellum into communication.
- H, The medulla oblongata.
- F, The Cerebellum.

PLATE VI.—THE BRAIN SEEN AT ITS BASE, AND DIS-
SECTED SO AS TO SHEW THE DIRECTION OF ITS
FIBRES.

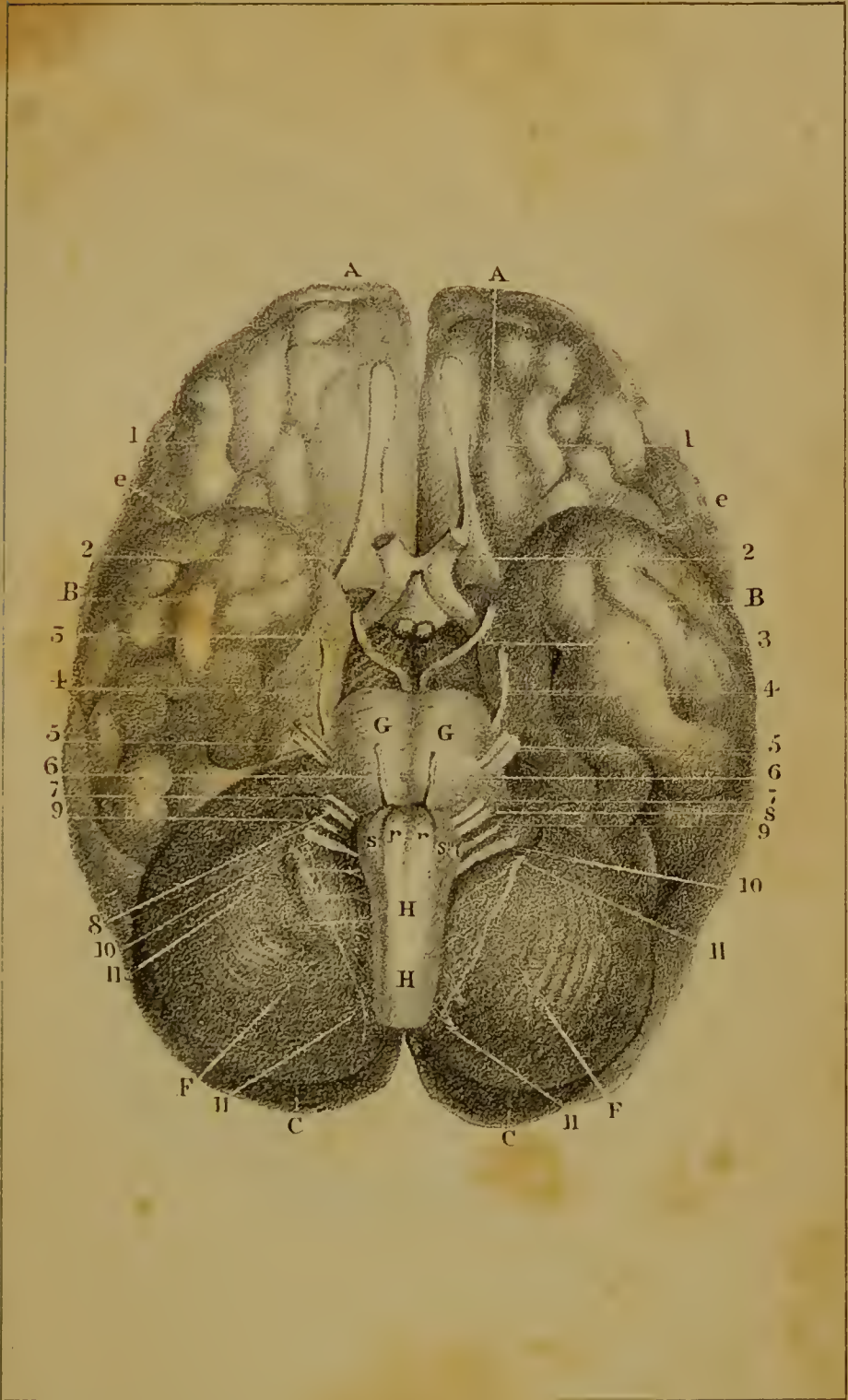
The letters refer to the same parts as in the description of Plate IV., adding the following :—

- a*, The *corpus dentatum*, or ganglion of the cerebellum.
- h*, The *corpus striatum*.

* In what Dr Fossati calls the vocal nerves, are included the lingual and pneumogastric.



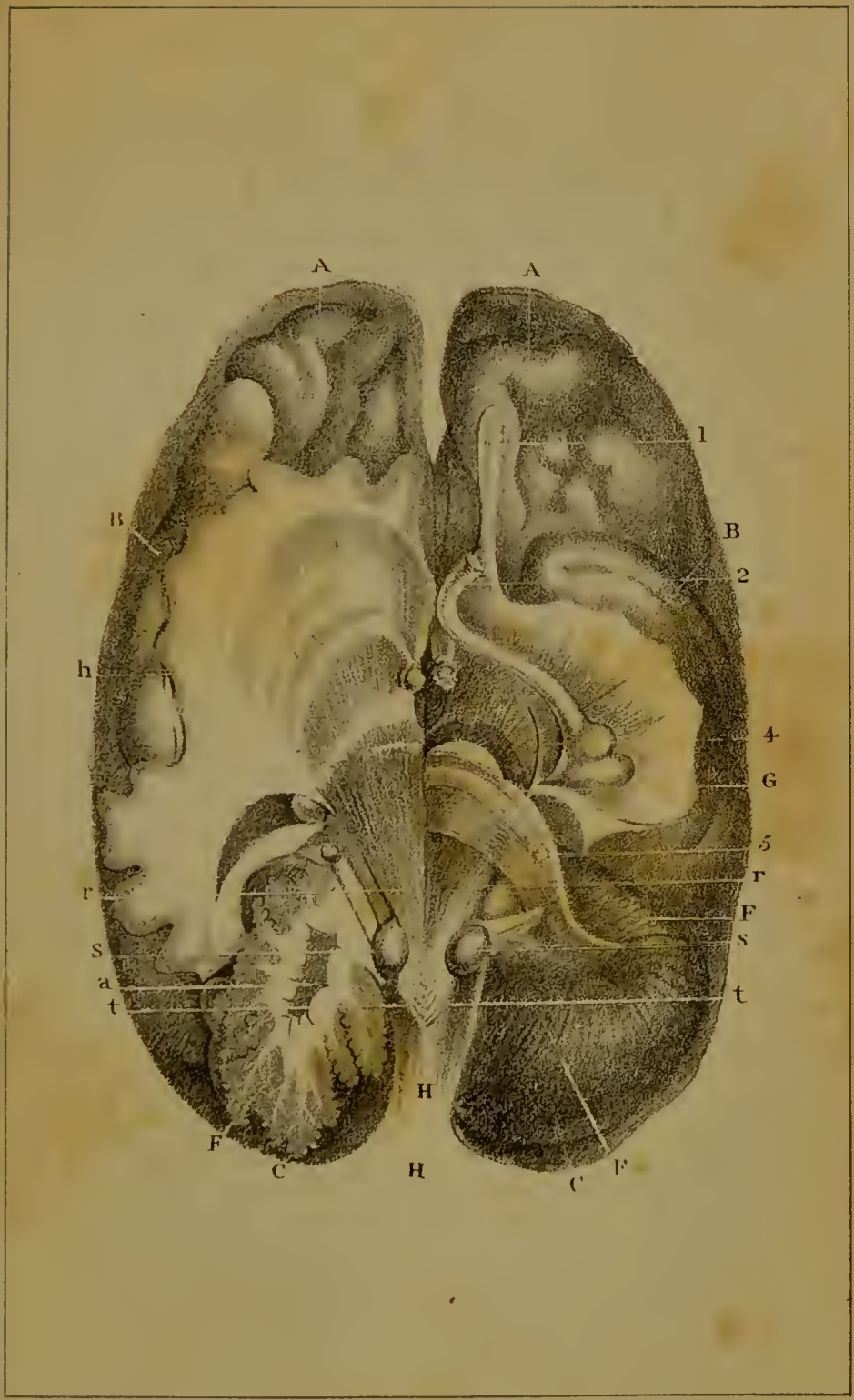














THE mental faculties are divided into two ORDERS—the AFFECTIVE and INTELLECTUAL faculties : These again are divided into GENERA ; the former into two—the *Propensities* and the *Sentiments* ; and the latter into three—the *External Senses*, and the *Perceptive* and *Reflective Faculties*. This classification, however, is by no means perfect.

ORDER I.—AFFECTIVE FACULTIES.

GENUS I.—PROPENSITIES.

THE faculties falling under this genus do not form ideas ; the function of each is to produce a propensity of a specific kind. These faculties are common to Man and Animals.

I. AMATIVENESS.

REV. MR M.

LINN.



Cerebellum moderate.



Cerebellum large.

The cerebellum is the organ of this propensity ; it is situated between and below the mastoid processes, and the

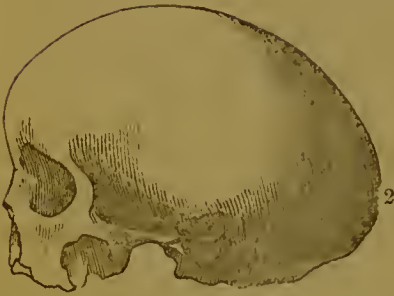
projecting point in the middle of the transverse ridge of the occipital bone. It is separated from the brain by a strong membrane called the Tentorium; but it is connected with the medulla oblongata, from which the brain arises. There is nearly half an inch of space between the cerebellum and the commencement of the posterior lobe of the brain, at the line of insertion of the tentorium into the skull. The size of the cerebellum is indicated, during life, by the thickness of the neck at these parts, or between the ears, and by the extension of the inferior surface of the occipital bone backwards. In some individuals the lobes of the cerebellum droop, increasing the downward convexity of the occipital bone, rather than increasing its expansion between the ears. In such cases the projection may be felt by pressing the hand against the muscles of the neck. The faculty gives rise to the sexual feeling. In new-born children, the cerebellum is the least developed of all the cerebral parts. It is to the brain as one to thirteen or fifteen, and in adults as one to six, seven, or eight. It attains its full size from eighteen to twenty-six. In females, in general, it is less in proportion to the brain than in males; but in some females it may be found larger in proportion to the brain than in males in general. In old age it frequently diminishes. There is no constant proportion betwixt the brain and the cerebellum in all individuals, just as there is no invariable proportion betwixt the feeling and the other powers of the mind. Sometimes the cerebellum is largely developed before the age of puberty. This was the case in a child of three years of age, in a boy of five, and in one of twelve, and they all manifested the feeling strongly. In the cast of the skull of Dr Hette, sold in the shops, the development is small, and the feeling corresponded. In the casts of Mitchell and Dean it is very large, and the manifestations were in proportion. Abundant evidence of the function of this organ will be found in the works quoted in my System of Phrenology, particu-

larly a volume entitled "On the Functions of the Cerebellum, by Drs Gall, Vimont, and Broussais, translated from the French by George Combe;" Edinburgh, 1838, 8vo. For additional cases I refer to the Edinburgh Medical and Surgical Journal, July 1839, p. 283, and April 1840, p. 519; the Dublin Journal of Medical Sciences, September 1840, p. 533, and the Phrenological Journal, vol. xi. p. 78.

M. Flourens, a physiologist of Paris, inflicted injuries on the cerebella of the lower animals, and contended that these experiments shew that this organ serves for the regulation of muscular motion. "On removing the cerebellum," says he, "the animal loses the power of executing combined movements." Magendie performed similar experiments on the cerebellum, and found that they only occasioned an irresistible tendency in the animal to run, walk, or swim backwards. He performed experiments also on the corpora striata and tubercula quadrigemina, with the following results: When one part of these was cut, the animal rolled; when another, it went forward, and extended its head and extremities; when another, it bent all these; so that, according to this mode of determining the cerebral functions, these parts of the brain possess an equal claim with the cerebellum, to be regarded as the regulators of motion. The fact is, that all parts of the nervous system are so intimately connected, that the infliction of injuries is not the way to determine the functions of any, even its least important parts. As, however, the cerebellum consists of a middle and two lateral portions, it may be not a single organ; and it is possible that Amativeness may be connected with one part, and voluntary motion with other parts. That Amativeness is its chief function is held to be certain.

2. PHILOPROGENITIVENESS.

GIRL.*



PERUVIAN.



The organ of Philoprogenitiveness is situated immediately above the middle part of the cerebellum, and corresponds to the protuberance of the occiput; but a space of nearly half an inch on the skull intervenes between the cerebellum and this organ, which is occupied by the attachment of the tentorium to the skull, and by the transverse sinus. It is generally larger, in proportion to the other organs, in females than in males. When it is large, and No. 1. moderate, it gives a drooping appearance to the hind part of the head.

The chief function of the faculty is to produce the instinctive love of young in general. This feeling is distinct from benevolence; for we frequently find it strong in selfish individuals, who manifest no compassionate feeling towards adults. It is equally distinct from self-love; for sometimes the most generous are passionately fond of their children, and occasionally the most selfish are indifferent about them. It chiefly supports the mother in her toils, and renders even delightful the cares and troubles of rearing a helpless offspring. When deficient, little interest is felt

* It is proper to bear in mind, that these and all the other cuts are given in this work, not so much to prove Phrenology to be true, as to represent the appearances of the organs in different degrees of development.

in children. When abused, it leads to pampering and “spoiling” them.

The natural language of the faculty is soft, tender, and sympathetic; and, when the feeling is strong, the individual is delighted at the sight of children,—who, on the other hand, are instinctively captivated by its natural expression, and flock around him when he makes his appearance. It is large in Robert Burns, and in the Hindoo, Negro, Esquimaux, Ceylonese, and Carib skulls; and small in the Peruvian skull represented in the cut.

Dr Vimont considers that two organs are included within the space assigned by Dr Gall to Philoprogenitiveness. The central part he regards as the organ of that feeling, while its lateral portions appear to him to be connected with desire of union for life, or marriage.* I have not been able to verify the correctness of Dr Vimont’s observations on the subject.

The organ is established.

3. CONCENTRATIVENESS.

SCOTCH SKULL.

NORTH AMERICAN INDIAN.



The organ is situated immediately above Philoprogenitiveness and below Self-Esteem.

Observation proves that this is a distinct organ; because it is sometimes large when the organs of Philoprogenitive-

* See *Phren. Journ.* x. 655.

ness and Self-Esteem, lying below and above it, are small, and sometimes small when these are large. Dr Spurzheim observed it to be large in those animals and persons who seemed attached to particular places; and he thence termed it the organ of *Inhabitiveness*. The function, however, is stated by him to be only conjectural. From more enlarged observations, it seems to me probable that the function of the faculty is to give continuity to impressions, be they feelings or ideas. The power of giving continuity to emotion and intellectual conception was a striking feature in the minds of the late Mr John Kemble and Mrs Siddons. During long and solemn pauses in their declamation, their audience saw the mental state prolonged over the whole interval, which added to the depth and the intensity of the effect produced. The organ in question seems to me to form one indispensable element in this mental character. I am unable to give any more specific definition of the function, and admit that the determination of it is attended with great difficulty.

The first step in the discovery of this latter function was the observation, that certain individuals are naturally prone to sedentary habits, and find it painful to stir abroad without a special motive, and this, too, of considerable urgency. Other persons experience equal difficulty in settling; their strongest desire is to engage in some active employment, in which their attention shall be carried, as it were, out of themselves, and occupied with external objects and occurrences. The former were perceived to possess this organ large, the latter small. Some patients, afflicted with nervous debility, feel extreme aversion to active pursuits, in whom the organ may be found small; but these are cases of disease, and the observations now alluded to were made on individuals in the vigour of life and health.

The next step was the observation, that some persons possess a natural facility of concentrating their feelings and

thoughts, without the tendency to be distracted by the intrusion of emotions or ideas foreign to the main point under consideration. Such persons possess a command over their feelings and intellectual powers, so as to be able to direct them, in their whole vigour, to the pursuit which forms the object of their study for the time ; and hence they produce the greatest possible results from the particular endowment which nature has bestowed on them. Other individuals, again, have been observed, whose feelings do not act in combination, who find their thoughts lost in dissipation, who are unable to keep the leading idea in its situation of becoming prominence, are distracted by accessories, and, in short, experience great difficulty in combining their whole powers to a single object. These persons, even with considerable reflecting talents, fail to produce a corresponding general effect, and their mental productions are characterized by the intrusion of irrelevant emotions and ideas, and the unperceived omission of others that are important, arising from the disjointed action of their several faculties. The organ was perceived to be large in the former and small in the latter.

Probably it is by the exercise of a power resembling Concentrativeness, that animals, such as the chamois, who are fond of heights, are enabled to maintain in action all those faculties which are necessary to preserve their position while they browse in difficult or dangerous situations, and at the same time avoid the aim of the hunter. There appears, therefore, to be nothing in the limited observations of Dr Spurzheim, inconsistent with the more extensive views now taken of the functions of this faculty. Concentrativeness, however, is stated as only probable ; and the function is open to elucidation from farther observations.*

* Dr Fossati agrees with Dr Spurzheim in regard to the functions of this organ, and remarks that it was large in Sir Walter Scott. This is a mistake. The organ was deficient in Sir Walter, and his

It has been objected, that concentration of mind is an intellectual operation, and that the organ No. 3 is situated among the organs of the propensities and sentiments. I doubt, however, if concentration be of an intellectual nature. All the intellectual faculties perceive objects or relations existing independent of the mind, but Concentrativeness has no external object or relation. Its whole influence and sphere of activity, like those of Firmness and Self-Esteem, near which it is placed, arise and terminate in the mind itself. This is characteristic of a sentiment, and not of an intellectual power. Farther, Concentrativeness combines the *feelings*, and directs them in a concentrated effort, as much as it does the intellectual faculties. The Author of *Waverley* speaks of "concentrated grief;" and it is sense to speak of "concentrated selfishness" or "concentrated affection;" these effects arise from this organ, combined with Cautiousness, Self-Esteem, Adhesiveness, or Acquisitiveness. The organ is small in the American Indians, and larger in Negroes and Europeans. A convolution of the brain, lying above the corpus callosum, extends from the bottom of this organ to the organs of the intellectual faculties, which convolution is in communication also with Self-Esteem and several organs of the sentiments.

Dr Vimont thinks that the space between Philoprogenitiveness and Self-Esteem includes two organs, the upper being that of Inhabitiveness, and the lower that of Con-

writings indicate a low degree of it. A cast, said to have been taken from Sir Walter's head after death, is in circulation, which may have misled Dr F.: but that cast is obviously a forgery. I have been assured by competent authority, that no cast of Sir Walter's head was taken after death. I am at present in possession of the last bust that was modelled of him in life—one by Mr Lawrence Macdonald—which is studiously correct in the form and size of the different parts of the brain. Mr M. is a phrenologist, and measured the head with callipers to insure the accuracy of his model; and the pretended cast differs extravagantly from it. Finally, I have a distinct recollection of Sir Walter's head, from having often observed it. I can certify that the cast is very different from the original.

centrativeness.* The observations of other phrenologists, however, do not seem to confirm this opinion.† The functions of the part of the brain in question have been largely discussed in the recent volumes of the *Phrenological Journal*, to which the reader is referred.‡ Observation alone can determine the points in dispute.

4. ADHESIVENESS.

This organ is situated on each side of Concentrativeness, higher up than Philoprogenitiveness, and just above the lambdoidal suture.

The faculty produces the instinctive tendency to attach one's self to surrounding objects, animate and inanimate. Those persons in whom it is very strong feel an involuntary impulse to embrace and cling to the object of their affections. It disposes to friendship and society in general, and gives ardour to the shake of the hand. In boys, it frequently indicates itself by attachment to dogs, horses, rabbits, birds, and other animals. In girls, it shews itself by affectionate embraces of the doll. It is stronger, and the organ is larger, in women than in men. When too strong, excessive regret at the loss of a friend, or excessive uneasiness at leaving one's country, or the disease called *Nostalgia*, is the result.§ When feeble, the consequence is indifference to the society of others, which may render a man a hermit. The organ is large in Mrs H., Mary Macinnes, and General Wurmser.—Established.

* See *Phren. Journ.* x. 568.

† *Ib.* xiv. 18.

‡ See vol. ix. pp. 330, 612; x. 290, 572, 671; xi. 44, 358, 377; xii. 223; xiv. 58, 228.

§ Dr Fossati thinks that *Nostalgia* is a disease of No. 3, and refers to the Swiss. The organ No. 3 is only moderate, while No. 4 is large in the Swiss whom I have seen. Dr Vimont's opinion as to an organ of attachment for life is noticed at p. 57 of the present work.

5. COMBATIVENESS.

This organ is situated at the inferior and posterior, or mastoid angle of the parietal bone.

GENERAL WURMSER.



CINGALESE BOY.



The faculty produces active courage, and, when energetic, the propensity to attack. A considerable endowment is indispensable to all great and magnanimous characters. It gives that boldness to the mind which enables it to look undaunted on opposition, also to meet, and, if possible, to overcome it. When very deficient, the individual cannot resist attacks, and is incapable of making his way where he must invade the prejudices, or encounter the hostility, of others. When too energetic, it inspires with the love of contention for its own sake, and leads to a fiery and quarrelsome disposition; and pleasure may then be felt in disputation or in fighting.

Dr Reid and Mr Stewart admit this propensity under the name of Sudden Resentment; but in resentment Destructiveness also comes into play. Dr Thomas Brown speaks of a principle which gives us "additional vigour when assailed, and which, from the certainty of this additional vigour of resistance, renders attack formidable to the assailant." And again, "There is," says he, "a principle in our mind, which is to us like a constant protector, which may slumber, indeed, but which slumbers only at seasons when its vigilance would be useless; which awakes,

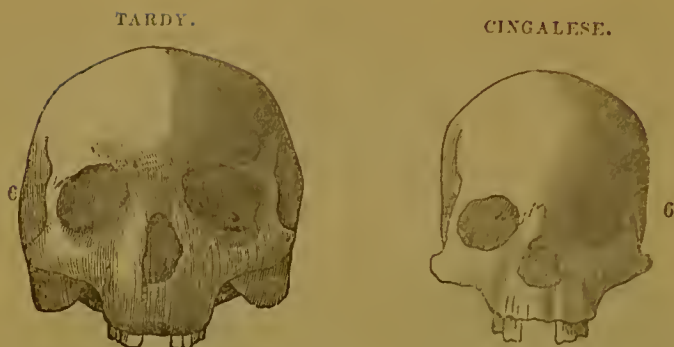
therefore, at the first appearance of unjust intention, and which becomes more watchful and more vigorous, in proportion to the violence of the attack which it has to dread." —Vol. iii. p. 324. "Courage," says Dr Johnson, "is a quality so necessary for maintaining virtue, that it is always respected, even when it is associated with vice." The chief difference between these and the phrenological views is, that we regard the propensity as an active impulse, exerting an habitual influence on the mind; inspiring it, when the organ is large, with constitutional boldness and love of opposition, and prompting it to seek opportunities and situations in which the faculty may exercise itself; and, when the organ is small, occasioning a characteristic timidity and deficiency of spirit for active enterprise.

Courage, though it may be increased by cultivation, is not an acquired quality, but is born with us. It is different from obstinacy or pertinacity, which depends on Firmness.

The organ is generally large in persons who have murdered from the impulse of the moment. It is large in the Caribs, King Robert Bruce, General Wurmser, Haggart, Maxwell, Linn; moderate in Rev. Mr. M., and small in most of the Hindoos and Ceylonese.—Established.

6. DESTRUCTIVENESS.

This organ is situated immediately above, and extends a little backwards and forwards from, the external opening of the ear, and corresponds to the squamous plate of the temporal bone. In Dr Gall's plate it extends a few lines farther back than in Dr Spurzheim's. I have seen cases in nature corresponding to both, there being slight variations in the situations of the cerebral organs, as in the distribution of the bloodvessels, nerves, &c. in different individuals.



A difference in the skulls of carnivorous and herbivorous animals first suggested the existence of the organ. If we place the skull of any carnivorous animal horizontally, and trace a vertical line through the external opening of the ear, a great portion of the cerebral mass is situated behind that line; and the more an animal is carnivorous, the larger is the quantity of brain situated there, and above the ear.

The faculty produces the impulse, attended with desire, to destroy in general, and places us in harmony with the destructive arrangements of nature. Animals prey on each other, and man feeds on many of them. Destructiveness is the instinct which prompts him to kill that he may eat. Combativeness gives the desire to meet and overcome obstacles; but having vanquished them, the mind, under its inspiration, pursues them no farther. Destructiveness prompts us to exterminate them, so that they may never rise up to occasion fresh embarrassment. When energetic, it gives a keen and impatient tone to the mind. Anger and rage are manifestations of it; which, being analyzed, are threats of unpleasant consequences, or vengeance, to those who transgress our commands, or encroach on our rights. It adds destructive force to the character. Hence it gives weight to injunction, by inspiring with dread of suffering in case of disobedience. It is essential to satire; and inspires authors who write cuttingly, with the talent of lacerating the feelings of their opponents. When very deficient, there is a lack of anger in the constitution; the

mind, as it were, wants edge, and the individual is prone to sink into passive forbearance. He feels, and others likewise discover, that his resentment wants force, that it is feeble and impotent; and the wicked set him at defiance, or subject him with impunity to abuse. When the organ is predominantly large and active, it manifests itself in some individuals by a desire to kill without necessity. Cruelty is the result of its excessive energy, uncontrolled by Benevolence and Justice. The organ is conspicuous in the heads of cool and deliberate murderers, and in persons habitually delighting in cruelty. Cursing is the outward expression of its fierce activity, and is another form of its abuse.

Metaphysical authors, in general, take no notice of any such propensity as this. Lord Kames, who has been censured by Mr Stewart for admitting, unnecessarily, too many instinctive principles, observes, that "there is a contrivance of Nature, no less simple than effectual, which engages men to bear with cheerfulness the fatigues of hunting, and the uncertainty of capture; and that is *an appetite for hunting*."—"It is an illustrious instance of providential care, the adapting the internal constitution of man to his external circumstances. The appetite for hunting, though among us little necessary for food, is to this day remarkable in young men, high and low, rich and poor. Natural propensities may be rendered faint or obscure, but never are totally eradicated."—*Sketches*, B. i. In point of fact, I have found the organ large in keen sportsmen without exception. It is also generally large in those who are fond of seeing public executions, floggings, and the infliction of pain in all its forms. When very powerful, but combined with the higher sentiments equally vigorous, it renders the destruction of inanimate objects a delightful occupation. The organ is large in the busts of Linn, Dean, Mitchell, Pallet, Thurtell, Heaman, and in the skulls of Tardy, Bruce, Gordon, Hussey, Nisbet, Bellingham,

Buehanan, Rotherham, Albert; and small or moderate in many of the Esquimaux and Hindoos.—Established.

ALIMENTIVENESS, OR ORGAN OF THE APPETITE FOR FOOD.

In the sheep, the olfactory nerves, which are very large, are perceived to terminate in two cerebral convolutions, lying at the base of the middle lobe of the brain, adjoining and immediately below the situation occupied by the organs of Destructiveness in carnivorous animals. The sheep is guided in the selection of its food by the sense of smell; and, for several years, I suggested, in my lectures on Phrenology, the inference as probable, that these parts might be the organs of the instinct which prompts that animal to take nourishment. Mr Crook mentioned the same idea to Dr Spurzheim, and Dr Hoppe of Copenhagen has published two valuable communications on the subject, in the Phrenological Journal. "I have been led," says Dr Hoppe, "to think that the place where the different degrees of development of the organ for taking nourishment are manifested in the living body, in man, is in the *fossa zygomatica*, exactly under the organ of Acquisitiveness, and before that of Destructiveness."—Vol. ii. p. 484. When the organ is large, the head is broad at this part, but which must not be confounded with high cheek-bones. The temporal muscle covers the organ, and allowance ought to be made for its thickness. A summary of the knowledge which has been accumulated respecting the organ will be found in the Phrenological Journal, vol. 5. p. 249. Dr Vimont treats largely of it, and regards it as established; in which opinion I concur.

ORGAN OF THE LOVE OF LIFE.

Different individuals possess the love of life in very different degrees. In some it is so strong, that they view

death as the greatest calamity ; and the idea of annihilation is absolutely insupportable to their imaginations. Others, again, are more indifferent about life, and do not regard its termination as an evil : so far as the mere pleasure of living is concerned, they are ready to surrender it with scarcely a feeling of regret. I have found these feelings combined with the most opposite dispositions and external circumstances. The ardent lovers of life were not always the healthy, the gay, and the fortunate ; nor those who were comparatively indifferent to death always the feeble, the gloomy, and the misanthropic ; on the contrary, the feeling exists strongly or weakly in opposite characters indiscriminately.

I infer from these facts, that we are bound to life by a primitive instinct, connected with a particular organ. It is conjectured to lie at the base of the middle lobe of the brain, towards the mesial line. This idea is thrown out chiefly to excite to observation. Dr A. Combe found the convolution referred to very large in a lady who was remarkable for the strength of her attachment to life. Dr Vimont considers that he has ascertained the seat of the organ in the lower animals.

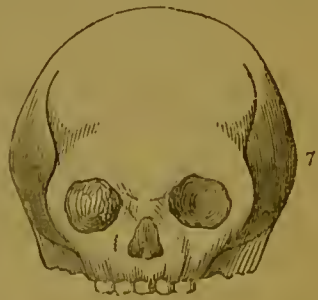
7. SECRETIVENESS.

The organ is situated at the inferior edge of the parietal bones, immediately above Destructiveness, or in the middle of the lateral portion of the brain.

The faculties of the human mind possess spontaneous activity ; hence various thoughts, desires, and emotions, arise involuntarily, the outward expression of which is not, in all circumstances, becoming. Sec-

retiveness produces the instinctive tendency to conceal these, and to suppress their manifestations, till the under-

HINDOO.



standing shall have decided on their propriety and probable consequences. Besides, man and animals are occasionally liable to the assaults of enemies, which may be avoided by concealment, in cases where strength is wanting to repel them by force. Nature, therefore, by means of this propensity, enables them to add prudence, slyness, or cunning, according to the dictates of the other faculties possessed by the individual, to their other means of defence. Secretiveness may be applied in a great variety of ways; and a certain portion of it is indispensable to the formation of a prudent character. It imposes a salutary restraint on the manifestations of the other faculties, and serves as a defence against prying curiosity. Those in whom it is deficient are too open for the intercourse of general society; they are characterized by a headlong bluntness of manner and deficiency of tact, arising from the instantaneous expression of each thought and emotion, as it flows on the mind, without regard to the delicacies required by time, place, and circumstances. Too great an endowment, on the other hand, when not regulated by strong intellect and moral sentiments, leads to abuses. The individual then mistakes cunning for prudence and ability; he conceals every purpose of his life, trifling or momentous; and he may be led even to practise lying, duplicity, and deceit. It supplies the cunning necessary to theft, and, by producing an inward feeling of extreme secrecy, lessens the fear of detection, and thus indirectly prompts to the commission of crime. I have found it large in a great number of habitual thieves.

The organ has been found large in actors, and in those who excel in the imitative arts. Combined with Imitation, it gives the power of *expression*; and in actors it may be conceived to do this, by furnishing its possessor with the power of practising a conscious duplicity, a talent necessarily implied in the representation of a variety of characters, or by restraining the particular faculties whose influence requires to be withdrawn for the time. If we wish to

deter a child from some act not very improper in itself, but which to him might be prejudicial, we feign anger, and forbid him : in this process Secretiveness probably restrains Philoprogenitiveness and Benevolence, and permits the natural language of Combativeness and Destructiveness to appear. When an actor performs Richard III., Secretiveness will suppress Benevolence, Veneration, and Conscientiousness, and allow ample scope to Combativeness, Destructiveness, Firmness, and Love of Approbation. If this theory be correct, it is by restraining some faculties and permitting others to manifest themselves energetically, that Secretiveness assists the actor ; *Imitation* giving him the active power of personation. This power is one of the ingredients in a talent for profound dissimulation and hypocrisy. Secretiveness is an element, along with Wit, in a talent for *humour*, and produces the sly concealment of real character, design, or sentiment, which is essential to humorous representations. In writing, it leads to irony, which is a species of humour. It gives a sidelong glance and suspicious look to the eye ; and, when energetic, inspires the individual with a desire to discover the designs of others, as well as to conceal his own. Mr W. Scott has thrown great light on the functions of this faculty, in an essay published in the Phrenological Transactions.

This propensity appears to have been unknown to the metaphysicians. Lord Bacon, however, in his Essay on Cunning, describes accurately many of its abuses. The organ is large in Bruce, La Fontaine, and Clara Fisher ; also in the Peruvians, American Indians, Cunning Debtor, David Haggart, and Hindoos. It is moderate in the Cingalese skull figured on p. 64.—Established.

8. ACQUISITIVENESS.

The organ is situated at the anterior inferior angle of the parietal bone. It was, by Dr Spurzheim, called Covetive-

OLD MISER.



ness ; Sir G. S. Mackenzie suggested the more appropriate name of Acquisitiveness.

The faculty produces the tendency to acquire property, and the desire to possess in general, without reference to the uses to which the objects, when attained, may be applied. The idea of property is founded on it. It takes its direction from the other faculties, and hence may lead to collecting coins, paintings, minerals, and other objects of curiosity or science, as well as money. Idiots, under its influence, are known to collect things of no intrinsic value. A person in whom it is predominant, desires to acquire for the pleasure attending the mere act of acquisition. If he is owner of fifty acres, he will vastly delight in obtaining fifty more ; if of a hundred or a thousand, he will still rejoice in doubling their number. His understanding may be convinced that he already possesses even superfluity ; and, nevertheless, under the vivid impulses of the faculty, he may eagerly pant for more for its gratification. This instinctive tendency to acquire and to accumulate, is the foundation of wealth, and of the conveniences and

luxuries of civilized society. If men had always provided only what they could individually enjoy, they would never have emerged from the savage condition. Persons in whom the propensity is weak, think of every thing, and pursue every object, with more avidity than wealth; there is no intense vivacity in their pursuit of gain. Its abuse leads to covetousness, dishonesty, and theft. Avarice is the result of its predominating energy.

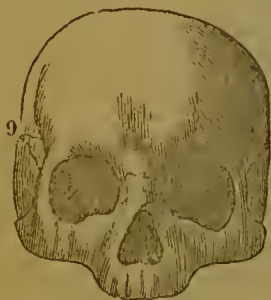
The metaphysicians have not admitted such a propensity, but resolve the desire of acquisition into love of the objects which wealth may purchase. The phrenological view is founded on observation, and accords better with the phenomena of actual life. Lord Kames, however, observes, that "Man is by nature a *hoarding animal*, having an appetite for storing up things of use; and the sense of property is bestowed on men for securing to them what they thus store up." The same author has remarked also, that this instinct is possessed by the lower animals. "The beavers," says he, "perceive the timber they store up to be their property; and the bees seem to have the same perception with regard to their winter's provision of honey." He continues, "The appetite for property, in its nature a great blessing, degenerates into a great curse when it transgresses the bounds of moderation."—(*Sketches*, Book i. Sk. 2.) These observations are highly phrenological. The organ is large in Heaman; full in the Rev. Mr M.; and moderate in King Robert Bruce.—Established.

9. CONSTRUCTIVENESS.

This organ is situated at that part of the frontal bone immediately above the speno-temporal suture. Its appearance and situation vary slightly, according to the development of the neighbouring parts. Its size is less easily distinguished, if the zygomatic process be very projecting, or if the middle lobes of the brain, or the forehead in general,

or the organs of Language and Order in particular, be greatly developed. Our leading object is to determine the actual size of each organ, and not its mere prominence. In

ANCIENT GREEK.



NEW HOLLANDER,



examining nature, it is proper to keep these observations in view, and also to notice, that, if the base of the brain be narrow, this organ holds a situation a little higher, and there will then frequently be found a slight depression at the external angle of the eye, betwixt the zygomatic process and the organ in question, especially when the muscles are thin. In such cases, it has sometimes appeared as high up as Tune. This slight variation from uniform situation occurs, as already mentioned, in the distribution of all the parts of the body ; but the anatomist, who knows the circumstance, is not, on this account, embarrassed in his operations ; for the aberration never exceeds certain limits, and he acquires by experience, the tact of recognising the part by its general appearance. It has been objected, that the elevation or depression of this part of the brain depends upon the force with which the temporal muscles, which lie over it, have acted in the individual ; and it is said that carnivorous animals which masticate bones, and in consequence possess those muscles in a very powerful degree, have narrow heads, and little brain in the region of this organ. The answer to this is fourfold. 1st, Carnivorous animals do not build, and the organ in question is wanting in them. The organ being absent, their heads are nar-

row ; but all this is in exact accordance with phrenology. *2dly*, In the beaver, which cuts timber with its teeth, and in which the temporal muscles act with great energy, the organ is large, and the head is broad at this part ; which also harmonizes with our doctrine, and contradicts that of the objectors. *3dly*, In the human race, the breadth of the head, at the region in question, which indicates the size of the organ, does not bear a proportion to the force with which mastication is performed ; for some individuals, who live chiefly on slops, and chew little, have narrow heads, and weak constructive talents ; while others, who eat hard viands, have broad heads, and manifest great mechanical skill. And, *4thly*, The actual breadth of the head in this quarter, from whatever cause it arises, bears a regular proportion to the actual endowment of constructive talent. The temporal muscle differs in thickness in different persons ; and the phrenologist ought to desire the individual observed to move the lower jaw, and while he does so, to feel the muscle, and allow for its size. This uncertainty in regard to the dimensions of the temporal muscle, renders it unsafe to predicate the size of the organs of Constructiveness and Acquisitiveness from *casts* of the *head*, unless information as to the thickness of the fleshy fibres be communicated. These organs, therefore, are best established by examining living heads, or skulls, or casts of skulls.

In man, the faculty inspires with the tendency to construct or fashion in general ; and the particular direction in which it will be exerted, will depend on the other predominant faculties of the individual : for example, if combined with large Combativeness and Destructiveness, it may be employed in fabricating implements of war ; if joined with predominating Veneration, it may tend towards erecting places of religious worship. If united with large organs of Form and Imitation, it may inspire with a love of portrait-painting. Its range is limited also in proportion to the degree of the reflecting organs with which it

is combined; these, without it, never inspire with a genius for mechanics, but, when largely possessed, they, by giving a greater knowledge of the relation between means and ends, may extend and facilitate its exertions. In the lower animals, it appears to be directed, in a great measure, to one special object; in the bird, to a particular form of nest; in the beaver, to a special fashion of a hut. These animals, being deficient in the generalizing and directing powers conferred on man, appear to be inspired not only with a desire to build, but with the tendency to produce a specific fabric. The organ is indispensable to all who follow operative mechanical professions. It is large in the beaver, field-mouse, and other animals which build. The organ is large in the ancient Greek skull represented by the cut, Milliner of Vienna, Brunel, Williams, Haydon, Herschel, Wilkie, Edwards; and small in the New Hollanders, who are remarkable for an extreme deficiency of constructive talent.—Established.

GENUS II.—SENTIMENTS.

These faculties, like those which we have already considered, do not form specific ideas, but produce merely a SENTIMENT; that is, a propensity, joined with an emotion, or feeling of a certain kind. Several of them are common to man and the lower animals; others are peculiar to man. The former shall be first treated of.

1. *Sentiments common to Man and the lower Animals.*

10. SELF-ESTEEM.

The organ is situated at the vertex or top of the head, a little above the posterior or sagittal angle of the parietal bones.

FRANCOIS CORDONNIER.



Self-Esteem moderate.

Mr A——.



Self-Esteem large.

those qualities which are really worthy of the esteem of others,—intellectual and moral excellence. It also aids in maintaining virtuous conduct, by communicating the feeling of self-respect. Deficiency of it produces want of confidence, and of a proper estimate of what is due to one's self. It is only when possessed in an inordinate degree, and indulged without direction by the higher faculties, that

This faculty produces the sentiment of self-esteem or self-appreciation in general. A due endowment of it, like that of all other faculties, produces only good effects. It imparts that degree of satisfaction with self, which leaves the mind open to the enjoyment of the bounties of Providence and the amenities of life, and inspires it with that degree of confidence in its own powers, which essentially contributes to their successful application. In general, it leads to esteem of the special propensities and sentiments which characterize the individual in whom it is powerful; and hence, when combined with vigorous moral sentiments and intellect, it contributes to true dignity and greatness of mind;—the individual esteems himself for

it occasions abuses. It may then, in children, shew itself in pettishness, and a wilful temper ; in adults, in arrogance, conceit, pride, and egotism. It is an ingredient in envy. There are persons who are exceedingly censorious, whose conversation is habitually directed to their neighbour's faults, who feel sore when others are elevated, and experience great pleasure in bringing them down ;—such tendencies proceed from Self-Esteem and Destructiveness, not directed by Benevolence and Justice. The bitter and envious tone, the sententious reflections, and the ill-concealed self-complacency of such persons, all indicate an internal adulation of self, and a vivid desire of superiority, acquired even by depreciating others. A common form of the abuse of the feeling, is contempt entertained for other men. The mechanic contemns the domestic servant ; the wholesale merchant contemns the retail-dealer ; the ancient feudal lord contemns the man who has risen to fortune and honour by his own talents. Children, in hooting and pelting an idiot, gratify Self-Esteem and Destructiveness. Their chief pleasure arises from a strong sense of their own superiority. Self-Esteem corresponds, in some measure, to the Desire of Power of the metaphysicians. Dr Thomas Brown calls it “ Pride,” and defines it “ that feeling of vivid pleasure which attends the contemplation of our excellence ;” vol. iii. p. 300. When it is very strong, the individual walks generally in an erect posture, and, by his reserved and authoritative manner, induces the impression in others, that he considers himself infinitely elevated above his fellow-men. It disposes to the use of the emphatic *I* in writing and conversation. Joined with Acquisitiveness, and not regulated by other sentiments, it produces “ selfishness,” in the general acceptation of the term.

Nations differ in regard to the degree in which they possess this sentiment. The English have more of it than the French ; and hence the manner of a genuine Englishman appears to a Frenchman cold, haughty, and superci-

lions. The lower animals, such as the turkey-cock, peacock, horse, &c. manifest feelings resembling pride or self-esteem. When the organ becomes excited by disease, the individual is prone to imagine himself a king, an emperor, or a transcendent genius, and some have even fancied themselves the Supreme Being. The organ is large in Dr Gall, Haggart, the Hindoos, the Chinese, Dempsey; moderate in Dr Hette, and the American Indians; small in skull of girl, figured on p. 56.—Established.

11. LOVE OF APPROBATION.

This organ is situated on each side of that of Self-Esteem, and commences about half an inch from the lambdoidal suture.

The faculty produces the love of the esteem of others expressed in praise or approbation. A due endowment of it is indispensable to an amiable character. It induces its possessor to make active exertions to please others; also to suppress numberless little manifestations of selfishness, and to restrain many peculiarities of temper and disposition, from the dread of incurring disapprobation. It is the butt upon which Wit strikes, when, by means of ridicule, it drives us from our follies. To be laughed at is worse than death to a person in whom this sentiment is predominant. The direction in which gratification of it will be sought, depends on the other faculties with which it is combined in the individual. If the moral sentiments and intellect be vigorous, it will desire an honourable fame; and hence it animates and excites the poet, painter, orator, warrior, and statesman. If the lower propensities predominate, the individual may be pleased by the reputation of being the best fighter or the greatest drinker of his circle.

When too energetic, and not regulated by the higher powers, it produces great abuses; it then gives rise to a fidgety anxiety about what others will think of us, which

is subversive at once of happiness and of independence. It renders the mere dicta of the society in which the individual moves, his code of morality, religion, taste, and philosophy; and incapacitates him from upholding truth or virtue, if disowned by those whom he imagines influential or fashionable. Joined to powerful Self-Esteem, it overwhelms with misery the artist, author, or public speaker, if a rival is praised in the journals in higher terms than himself. A lady so constituted is tormented at perceiving, in the possession of an acquaintance, finer dresses or equipages than her own. It excites the individual to talk of himself, his affairs, and connexions, so as to communicate to the auditor vast ideas of his greatness or goodness; in short, vanity is one form of its abuse. "Sir," said Dr Johnson, "Goldsmith is so much afraid of being unnoticed, that he often talks, merely lest you should forget that he is in the company." When not combined with Conscientiousness and Benevolence, it leads to feigned professions of respect and friendship; and many manifest it by promises and invitations, never intended to be fulfilled or accepted. It, as well as Self-Esteem, prompts to the use of the first personal pronoun; but its tone is that of courteous solicitation, while the *I* of Self-Esteem is presumptuous, and full of pretension.

When, on the other hand, the organ is deficient, and the sentiment, in consequence, is feeble, the individual cares little about the opinions entertained of him by others. If they have not the power to punish his person, or abridge his possessions, he is capable of laughing at their censures, and contemning their applause. Persons of this sort, if endowed with the selfish propensities in a strong degree, constitute what are termed "impracticable" men; their whole feelings are concentrated in self, and they are dead to the motives which might induce them to abate one iota of their own pretensions, to oblige others.

The disposition to oblige conferred by this sentiment,

may be distinguished from the genuine kindness which springs from Benevolence, by this—that Love of Approbation prompts its possessor to do most for those who, from superiority in rank, wealth, power, or reputation, least require his aid; whereas Benevolence takes exactly the opposite direction. The two sentiments, when both vigorous, greatly aid each other.

The organ is larger in women, in general, than in men. The French are remarkable for a larger development of it than of Self-Esteem; and on this account appear to the English, in whom the latter faculty predominates, to be vain, ostentatious, and absurdly complimentary. This organ is uniformly large in bashful individuals; one element of that disposition being the fear of incurring disapprobation. The metaphysicians admit the sentiment, under the name of the Desire of Esteem. It nearly corresponds to their sentiment of ambition. It is very powerful in some of the lower animals, as the dog, horse, &c. The organ is large in Bruce, Dr Hette, American Indians, Clara Fisher; deficient in D. Haggart, and Dempsey, and girl whose skull is figured below and on p. 84.—Established.

12. CAUTIOUSNESS.

This organ is situated near the middle of each parietal bone, where the ossification of the bone generally commences.

CINGALESE BOY.



GIRL.



The faculty produces the emotion of fear in general, and prompts its possessor to take care; hence it is named Cautiousness. A due degree of it is essential to a prudent character. The tendency of it is to make the individual in whom it is strong hesitate before he acts, and, from apprehending danger, trace consequences, that he may be assured of his safety. When too powerful, it produces doubts, irresolution, and wavering. When deficient, the individual is not apprehensive about the results of his conduct; he is rash and precipitate, and often proceeds to act without mature deliberation. The involuntary activity, from internal causes, of this organ, in those in whom it is too powerful, produces sensations of dread and apprehension, gloomy despondency, or even despair, without an adequate external cause. A great and involuntary, but momentary, activity of it, occasions a *panic*, a state in which the mind is hurried away by an irresistible emotion of fear, disproportioned to the outward occasion. The organ is generally much developed in children; and, in some instances, is so prominent, as to alarm mothers with the fear of disease or deformity. Such children may be safely trusted to take care of themselves; they will rarely be found in danger. When, on the other hand, the organ is small in a child, he will be a hapless infant; fifty keepers will not supply the want of the instinctive guardianship performed by adequate Cautiousness. This is another element in the formation of a bashful character, and produces the timidity essential to it. Many of the lower animals, as the hare, rook, &c. possess the organ largely developed: among them, it is generally larger in the female than in the male; and naturalists have observed that more of the latter are snared, taken, or killed by the hunter, than of the former, even allowing for the natural difference between their original numbers. The organ is large in Bruce, Hette, the Mummies, and Hindoos; moderate in Bellingham, Mary Macinnes, and Negroes.—Established.

2. *Superior Sentiments.*

Hitherto we have considered Man in so far as he is animal. But, besides the organs and faculties already spoken of, common to him with the brutes, he is endowed with a variety of sentiments, which constitute the human character, and of which the lower creatures are destitute. The parts which constitute the organs of these faculties are not to be found in the brains of the latter. The organs of Benevolence and Imitation, however, form an exception. Although here classed with the organs proper to man, these are found in the lower animals. The faculties now to be treated of produce emotions or feelings, but do not form ideas.

13. BENEVOLENCE.

This organ is situated at the upper part of the frontal bone, in the coronal aspect, and immediately before the fontanel.

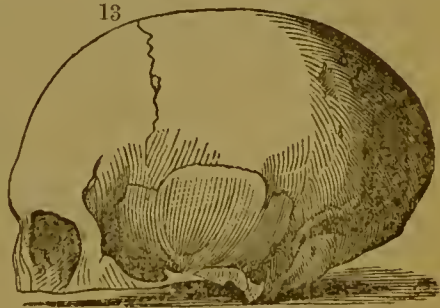
The faculty produces the desire of the happiness of others, and disposes to compassion and active benevolence. It communicates mildness

and cheerfulness to the temper, and disposes the possessor to view charitably the actions and characters of other. When abused, it leads to profusion. A small development of the organ does

not produce cruelty, but only indifference to the welfare

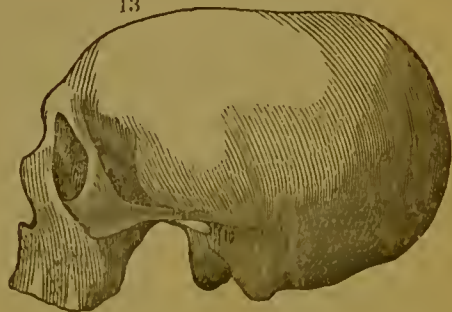
ROBERT BURNS.

13



GRIFFITHS.

13



of others. When Destructiveness is large, and this organ small, as in Griffiths, cruelty may result from the uncontrolled activity and abuse of the former. The lower animals possess this organ, but the faculty in them seems to be limited, in a great degree, to the production of passive mildness of disposition. These dogs, horses, monkeys, &c. which have the corresponding part of the forehead large and elevated, are mild and pacific; those, on the other hand, in which it is small and depressed, are ill-natured. It is depressed in all the ferocious tribes of animals, and also in nations remarkable for cruelty. The ancients make the top of the forehead much higher in Seneca than in Nero.

It has been objected, that Nature cannot have placed a faculty of Benevolence and another of Destructiveness in the same mind; but man is confessedly an assemblage of contradictions. Sir Walter Scott speaks of "the well known cases of those men of *undoubted benevolence* of character and disposition, whose *principal delight is to see a miserable criminal*, degraded alike by his previous crimes and the sentence which he has incurred, *conclude a vicious and a wretched life, by an ignominious and cruel death.*" (St Ronan's Well.) This indicates Benevolence co-existing in the same individual with Destructiveness. The greatest of poets has said,—

" O thou goddess,
 Thou divine Nature, how thyself thou blazon'st
 In these two princely boys! They are as *gentle*
 As zephyrs, blowing below the violet,
 Not wagging his sweet head; and yet as *rough*,
 Their royal blood enclaf'd, as the rud'st wind,
 That by the top doth take the mountain-pine,
 And make him stoop to the vale."

Here Shakspeare informs us that these boys manifested at one time much Combativeness and Destructiveness, and at another great Benevolence. The sword is one of the emblems of state, and what is it but the symbol of destruction

ready to fall on the heads of those who offend against the laws?—ministering thus, in its very severity, to purposes of benevolence and justice. What are the implements of war but instruments of destruction; and for what end do soldiers take the field but to destroy their enemies? And yet, surgeons and numerous assistants attend on armies, to succour those on whom the calamities of war have fallen; the two faculties, which are deemed incompatible, being thus manifested together with deliberate design. Without Combativeness and Destructiveness there would be no war; and without Benevolence, if these existed, there would be neither mercy nor compassion. Instead, therefore, of the co-existence of these faculties forming an objection to the phrenological system, it proves its harmony with nature.

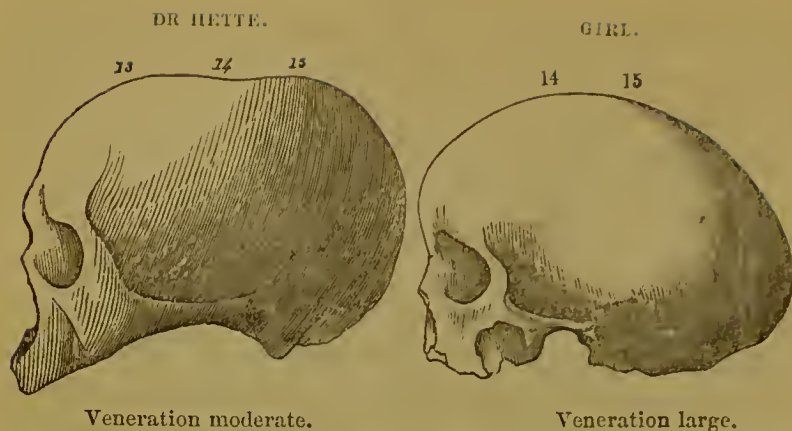
Deficiency of this organ cannot be compensated by Adhesiveness, Love of Approbation, or any others. When it is small, there is a want of that active goodness, that ever-flowing kindness, which it produces. The organ, as already mentioned, is possessed by the lower animals, and the dog manifests it in saving his master from drowning, or in defending him against the attacks of assassins. The animals also in some instances assist each other, and warn each other of danger by cries.

The organ is large in Jacob Jervis, Eustache, Henri Quatre, Hette; very small in Bellingham, Griffiths, and the Caribs; moderate in Bruce and Gordon.—Established.

14. VENERATION.

This organ is situated at the middle of the coronal aspect of the brain, at the bregma or fontanel of anatomists.

The faculty produces the sentiment of respect and reverence; and, when directed to the Supreme Being, leads to adoration. It predisposes to devout feeling, without determining the manner in which it ought to be directed; so that, if the understanding be very unenlightened, it may be gra with the worship even of images or idols. It



is the source also of the tendency to look up to and admire superiors in rank and power, and in this way disposes to obedience. It gives rise to the profound emotions of respect experienced by men when looking on the ruins of palaces or temples, the graves of their forefathers, or the former habitations of men eminent for genius or virtue. It enters largely into the constitution of a devoted antiquary. It is also the chief element in filial piety. When the organ is large, and that of Self-Esteem small, humility is the result.

A deficiency of it does not produce profanity, as a positive manifestation; it only renders the mind little sensible to the respectful and reverential feelings before described, and in consequence leaves the other faculties at liberty to act without modification by its influence. When too energetic, and not enlightened by intellect, it produces superstitious respect for objects and opinions which have nothing but their antiquity to recommend them, and renders its possessor prone to venerate every ancient absurdity, as "the wisdom of our ancestors." In this way, it often presents the most formidable obstacles to improvements attended with innovation.*

The metaphysicians do not treat of this sentiment under the same name, nor in the same point of view, as the fore-

* Admiration of the past has lately been ascribed to a primitive faculty. See *Phren. Journ.* x. 671; xi. 412; xii. 355.

going. Dr Thomas Brown, however, when writing of *Pride and Humility*, mentions "a tendency to look *above* rather than below" (vol. iii. p. 313), which is one effect of Veneration. Authors who have written on natural religion, say that we perceive order, beauty, power, wisdom, and harmony in the works of creation, and hence infer that a Deity exists. In this view I agree; but the understanding only perceives facts and draws inferences, and after this induction is completed it experiences no tendency to adore the God whom it has discovered. In point of fact, however, the tendency to worship is a stronger principle in the human mind than the understanding itself; for the stupid and ignorant are prone to venerate, while their reflecting faculties are incapable of directing them to an object worthy of their homage. The existence of the sentiment of Veneration distinct from intellect explains this anomaly. Sceptical writers in general appear either to have been unacquainted with it, or to have judged it expedient to pass it over without notice. Its existence shews that religion has a foundation in nature. The organ is large in the negroes, Bruce, Kapitapole, Rev. Mr M.; small in Dr Hette.—Established.

15. FIRMNESS.

This organ is situated at the posterior part of the coronal region of the head, close upon the middle line. The cuts illustrative of Veneration and Conscientiousness shew this organ also large and small.

It is difficult to analyze and to describe the ultimate principle of this faculty. Its effects are sometimes mistaken for Will, because those in whom it is large are prone to use the phrase "I will" with great emphasis, which is the natural language of determination; but this sentiment is different from proper volition. It produces determination, constancy, and perseverance. Fortitude, as distinguished from active courage, results from it. When power-

ful, it gives a fixed, forcible, and emphatic manner to the gait, and a corresponding tone to the voice. It is indispensable to the attainment of excellence in any difficult department of art, science, or business. It gives perseverance, however, only in manifesting the faculties which are possessed by the individual in adequate strength. A person with great Firmness, and much Tune, may persevere in making music: diminish the Tune, so as to render him insensible to melody, and he will not persevere in that attempt; but if he have great Causality, he may then be constant in abstract study. When too energetic, and not well directed, it produces obstinacy, stubbornness, and infatuation. When weak, the individual is prone to yield to the impulses of his predominating feelings. If Benevolence assume the sway, he is all kindness; if Combativeness and Destructiveness be forcibly excited, he falls headlong into passion, outrage, and violence. He also experiences great difficulty in steadily pursuing any line of action, and is prone to deviate from his object, when assailed either by internal excitement or external solicitations. The metaphysicians appear not to have been acquainted with this sentiment.—The organ is large in Bruce, Haggart, American Indians; small in Mrs H.—Established.

16. CONSCIENTIOUSNESS.



15 Firmness small, and 16 Conscientiousness large.

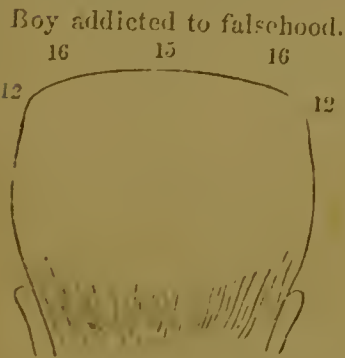
This organ is situated on the posterior and lateral parts of the coronal region of the brain, upwards from Cautiousness, and backwards from Hope. In Dr Gall's plates, the function is marked as unascertained. Dr Spurzheim discovered that the organ is that of Conscientiousness. In his English work published in 1815, he mentions this



15 Firmness large. 16 Conscientiousness deficient.

function as probable ; but many subsequent observations authorize me to state it as ascertained.

Considerable attention is requisite to discriminate accurately the size of this organ. When Firmness is large, and Conscientiousness small, the head slopes rapidly downwards from Firmness, as in Haggart and King Robert Bruce. When both Firmness and Conscientiousness are large, the head rises considerably from Cautiousness to Firmness, with a full and rounded swell, as in the Rev. Mr M., p. 53. When both of these organs are small, the head rises very little above Cautiousness, but runs flat across to Cautiousness on the other side, as in the boy.



15 Firmness and 16 Conscientiousness deficient.

The faculty produces the sentiment of obligation, duty, incumbency, right and wrong, for which we have no single definite expression in the English language.

Justice is the result of this sentiment, acting in combination with the intellectual powers. The latter investigate the motives and consequences of actions ; but, after having done so, they themselves experience no emotions. In surveying human conduct, however, as soon as the intellect has thoroughly penetrated into the springs from which it proceeds, a feeling of decided approval or condemnation, distinct from all other sentiments, and from pure intellection, arises in the mind ; and this is produced by the faculty of Conscientiousness. A large endowment

of it is of the highest importance in regulating conduct. The individual is then disposed to act justly from the love of justice ; he is delighted with the observance of right, and disgusted with the doing of wrong ; he is inclined to form equitable judgments of the motives and conduct of others ; is scrupulous, and, when deserving of censure, is as ready to condemn himself as his neighbour. When, on the other hand, the organ is small, the power of experiencing the sentiment is feeble, and the individual in consequence is prone to do an unprincipled action, if tempted by interest or inclination. He experiences a difficulty both in perceiving the quality of justice itself, and in feeling the imperious obligations of duty arising from its dictates. Such persons, taking their own minds as types of those of the human race, imagine that the rest of the world is carrying on a solemn farce, in believing in the immutable distinction of right and wrong, and in trusting in the ultimate triumph of truth and justice over selfishness and fraud ; they regard those individuals as eminently weak who adopt such views as practical maxims ; they conceive themselves to have attained to an extraordinary depth of penetration in discovering that these notions spring from senseless enthusiasm, and that selfishness, disguised occasionally by a shew of generosity, is the real inspiring motive of human actions. To such men, phrenologists, and all who espouse unfashionable opinions merely because they are true, and who rely on their truth for success, appear extremely deficient in practical sense and knowledge of the world. In point of fact, however, the pretensions of these men to superior sagacity in such cases, are founded on a great moral imperfection, and indicate lamentable weakness in an important mental function, instead of depth and superior illumination.

Remorse is a painful affection of this sentiment, occasioned by the conduct being in opposition to its dictates. In my *Essays on Phrenology*, I stated that gratitude pro-

bably arises from this faculty ; but Sir G. Mackenzie, in his *Illustrations of Phrenology*, has shewn that “gratitude is much heightened by Benevolence,”—a view in which I now fully coincide.

Some metaphysical writers admit this sentiment, and others deny it, apparently just as it was strong or weak in their own minds. Dr Thomas Brown maintains its existence with great eloquence and success ; and his views accord, in a remarkable degree, with those brought to light by phrenological observations. The only point in which his knowledge appears to have been defective is, that it is possessed in different degrees of strength by different individuals, according as the organ is large or small in their heads.*—The organ is large in Hette, Mrs H. ; small in Bruce, Haggart, Bellingham, and in the skulls of most of the savage tribes.

17. HOPE.

This organ is situated on each side of that of Venera-

* I embrace this opportunity of paying an humble tribute to the talents of the late Dr Thomas Brown. The acuteness, depth, and comprehensiveness of intellect displayed in his works on the Mind, place him in the highest rank of philosophical authors ; and these great qualities are equalled by the purity and vividness of his moral perceptions. His powers of analysis are unrivalled, and his eloquence is frequently splendid. His “Lectures” will remain a monument of what the human mind is capable of accomplishing, in investigating its own constitution by an imperfect method. In proportion as Phrenology becomes known, the admiration of his genius will increase ; for it is the highest praise to say, that, in regard to many points of great difficulty and importance in the philosophy of mind, he has arrived, by his own reflections, at conclusions harmonizing with those obtained by phrenological observation. Of this, his doctrine on the moral emotion, discussed in the text, is a striking instance. Sometimes, indeed, his arguments are subtle, his distinctions too refined, and his style circuitous ; but the phrenologist will pass lightly over these imperfections, for they occur only occasionally, and arise from mere excess of the faculties of Secretiveness, Comparison, Causality, and Wit ; on a great endowment of which, along with Concentrativeness, his penetration and comprehensiveness depended. In fact, he possessed the organs of these powers largely developed, and they afford a key to his genius.

tion, and extends under part of the frontal and part of the parietal bones.

The faculty produces the sentiment of hope in general, or the tendency to believe in the possibility of what the other faculties desire, but without giving the conviction of it, which depends on reflection. It inspires with gay, fascinating, and delightful emotions; painting futurity fair and smiling as the regions of primeval bliss. It invests every distant prospect with hues of enchancing brilliancy, while Cautiousness hangs clouds and mists over distant objects, seen by the mind's eye. When too energetic and predominant, it disposes to credulity, and, in mereantile men, leads to rash and inconsiderate speculation. Persons so endowed never see their own situation in its true light, but are led by their extravagant Hope to magnify tenfold every advantage, while they are blind to every obstacle and abatement. They promise largely, but rarely perform. Intentional guile, however, in many instances, is not their object;—they are deceived themselves by their constitutional tendency to believe everything possible that is future, and promise in the spirit of this credulity. Those who perceive this disposition in them ought to make the necessary abatement in their expectations. When the organ is very deficient, and that of Cautiousness large, a gloomy despondency is apt to invade the mind.


In religion this faculty favours the exercise of faith, and by producing the natural tendency to look forward to futurity with bright expectation, disposes to belief in a happy life to come. It is treated of by the metaphysicians. The discovery of the organ and sentiment is due to Dr Spurzheim, for Dr Gall did not admit them. In his works the function of the part of the brain in question is marked as unascertained. His notion is, that hope is the attribute of every faculty; but he appears to mistake desire for hope. Every faculty desires, but each does not produce hope; nay, desire is sometimes strong, when hope

is feeble or extinct :—a criminal on the scaffold may strongly desire to live, when he has no hope of escaping death. I am convinced, by many observations, that Dr Spurzheim's views are correct, and now regard the organ as established. It is small in Dr Hette; large in Bruce.

18. WONDER.

Dr Spurzheim states that the faculty connected with this organ produces the tendency to believe in inspirations, pre-

TASSO.



sentiments, phantoms, &c. In his French works he named it "Surnaturalité;" but he latterly called it the Sentiment of the Marvellous, or Marvellousness. I have met with persons excessively fond of news, which, if extravagant,

were the more acceptable ; prone to the expression of surprise and astonishment in ordinary discourse ; deeply affected by tales of wonder ; delighting in the Arabian Nights Entertainments, and the mysterious incidents abounding in the Waverley Novels ; and in them I have uniformly found the part of the brain in question largely developed. When the organ predominates in an individual, he experiences a natural disposition to believe in the wonderful and miraculous. When any marvellous circumstance is communicated to him, the tendency of his mind is to believe it without examination ; and an effort of philosophy is necessary to resist the belief, instead of evidence being requisite to produce it. The organ may lead to belief in fabulous narratives, in ghosts, inspirations, enchantments, and astrology. In some individuals, in whom the organ is large, there is a peculiar and unconseious turning up of the exterior angles of the eyelashes, expressive of surprise. In other persons, I have found the part of the brain in question small, and in them it was accompanied with a staid soberness of feeling, diametrically the opposite of the manifestations above described. Such individuals were annoyed by everything marvellous or strange ; they scarcely felt or expressed surprise, and had no taste for narratives leaving the beaten track of probability or reality, and soaring into the regions of supernatural fiction. On analyzing these manifestations, they all appear to be referable to the sentiment of Wonder, an emotion which is quite distinguishable from those hitherto enumerated. The faculty produces the love of novelty, and tends to changes in fashion. This sentiment, in a state of extreme and uncontrolled energy, probably gave rise to those extraordinary feelings and disturbed imaginations which led Dr Spurzheim at first to name the faculty "Surnaturalité." The name now used in his works, coincides in meaning with that which I have ventured to propose ; and in regard to the function of the organ itself, there is no essential difference

between us. The organ in a state of exaltation is the great source of fanaticism. It then leads to belief in the agency of spirits and in supernatural communications. It is large in individuals who see apparitions, and is uniformly large in fanatics. It predominated in the Rev. Edward Irving, and in all his followers whom I have seen.

Dr Adam Smith, in the History of Astronomy, calls Wonder a sentiment, and Dr Thomas Brown (vol. iii. p. 59) admits it as a primitive emotion, and contends with success that Surprise and Wonder are essentially the same feeling, only excited by different objects or occurrences. We *wonder* at a comet from its novelty; we are *surprised* to meet a friend in Edinburgh whom we believed to be in London; but it is the novel and unexpected *situation* in which we see him that causes the surprise, and not the appearance itself. Dr Brown distinguishes the emotion of Wonder from those of Beauty and Grandeur, and very justly observes, "that we may be struck at the same time with the beauty or grandeur of a new object, and our mixed emotion of the *novelty* and *beauty combined* will obtain the name of *Admiration*" (p. 57). Some men's intellects do not easily or accurately discriminate between the possible and the impossible; this probably arises from the predominance of Wonder over Causality and Conscientiousness.—Established.


19. IDEALITY.

This organ is situated nearly along the temporal ridge of the frontal bone.

The faculty produces the love of the beautiful, and the desire of exquisiteness and perfection; it delights in the "beau ideal." The knowing and reflecting faculties perceive qualities as they exist in nature; but this faculty desires something more exquisitely lovely, perfect, and admirable, than the scenes of reality. It tends to elevate and

endow with splendid excellence every idea conceived by the mind ; and stimulates the other faculties to imagine

LOCKE.



CHAUCER.



scenes and objects invested with the qualities which it delights to contemplate. It is particularly valuable to man as a progressive being. It inspires him with a ceaseless love of improvement, and prompts him to form and realize splendid conceptions. When too powerful, it gives a manner of feeling and of thinking befitting the regions of fancy more than the abodes of men.* It is essential to the poet, painter, sculptor, and all who cultivate the fine arts. It corresponds to the emotion of Beauty of Dr Thomas Brown (vol. iii. p. 134.) A good endowment of it elevates and expands the other feelings and conceptions, directs them to higher objects than

* *Phrenological Jour.* vol ii. p. 147.

those which would be sufficient to gratify themselves, and thus gives a constant tendency to, and capacity for, refinement. A great deficiency of it leaves the mind in a state of homeliness or simplicity, varying its appearances according to the other faculties which predominate in the individual. The organ is larger in civilized than in savage nations; in the European, for example, than in the Negro, American Indian, and New Hollander. The poetry of Milton, Shakspeare, and Byron, abounds with its influence; that of Crabbe has less; and it is scarcely distinguishable in the verses of Dean Swift. The organ is large in Voltaire, Wordsworth, Wilkie, Burke, Burns, Haydon, Henri Quatre, François Cordonnier; small in New Hollanders, Esquimaux, Mr Joseph Hume, Bellingham, Haggart, Gordon.—Established.

There is behind this organ a part of the brain (marked 19 *a*) of which the function is still obscure. Some have conceived the emotion of sublimity to be connected with it; others, that love of the past is the feeling which it manifests. Farther observations are necessary to determine the function.

20. WIT, OR MIRTHFULNESS.

Every one knows what is meant by wit, and yet no word presents more difficulties in its definition. Dr Gall observes, that, to convey a just idea of the faculty, he could discover no better method than to describe it as the predominant intellectual feature in Rabelais, Cervantes, Boileau, Racine, Swift, Sterne, Voltaire. In all these authors, and in many other persons who manifest a similar talent, the anterior-superior-lateral parts of the forehead are prominent and rounded. When this development is excessively large, it is attended with a disposition, apparently irresistible, to view objects in a ludicrous light. When joined with Combativeness and Destructiveness large, it leads to satire; and even friends will then be sacrificed for the sake of a joke.

It gives the talent also for epigrams. Some persons, in whom this organ is small, regard wit as impertinence, and are offended by it. It is greatly aided by Comparison, which suggests analogies and resemblances.

This faculty was treated as an intellectual power in Dr Spurzheim's first English work; but, in his French and later English works, it is considered as a sentiment. He regards it as giving the feeling of the ludicrous, and producing the tendency to represent objects under this aspect, in the same way as Ideality gives a feeling of the beautiful, and also the tendency to elevate and adorn all the conceptions of the mind. Wit, according to this view, would consist in conceptions formed by the higher intellectual powers, imbued with the sentiment in question. Mr Scott has given a beautiful analysis of humour,* the talent for which is produced by Secretiveness acting in combination with Wit; the former giving the slyness, the latter the ludicrous colouring, which together constitute humour. Imitation greatly aids these powers in producing humorous effect. Mr Hewett Watson regards this faculty as an intellectual power, whose function is to take cognizance of the intrinsic properties of things. According to him, the ludicrous is a *mode* of manifestation of all the faculties; and this faculty produces wit as a *mode* of manifestation, by comparing or contrasting the intrinsic qualities of objects.† The organ of Wit is large in Sterne, Voltaire, Henri Quatre; and moderate in Sir J. E. Smith, Mr Hume, Hindoos.—Organ established; elementary function unascertained.

21. IMITATION.

One of Dr Gall's friends desired him to examine his head, because he had a part of it enlarged in an uncommon degree. Gall found the superior-anterior portion of

* *Phren. Trans.* p. 174.

† *Phren. Jour.* vol. vi. p. 451.

the head, on the two sides of Benevolence, rising up in the form of a segment of a sphere. The individual had a particular talent for imitation. Dr Gall instantly proceeded to the Institution for the Deaf and Dumb, to examine the head of a pupil named Casteigner, who, six weeks before, had been received into the establishment, and had excited attention by his prodigious powers of mimicry; and he found the same configuration of head in him. These facts suggested the notion that this talent might depend on a primitive faculty, of which this was the organ. He afterwards verified this conclusion, by a great number of additional observations. I have examined the heads of a number of distinguished artists and players, and found the organ uniformly large. The faculty gives the power of imitation in general; and, when joined with Secretiveness, it gives expression in the fine arts. It is indispensable to actors, portrait-painters, sculptors, and engravers; and it gives the tendency, in speech and conversation, to fit the action to the words. It is generally active, and the organ large, in children. When the organ is deficient, the individual is destitute of flexibility of manner. He presents habitually the air of his predominant dispositions. When this organ and that of Benevolence are both large, the anterior portion of the coronal aspect of the head rises high above the eyes, is broad, and presents a level surface, as in Clara Fisher; when Benevolence is large, and Imitation small, there is an elevation in the middle, with a rapid slope on each side.

Dr Fossati remarks, that mimicry is something more than simple imitation. It is, says he, the act of expressing by gestures and different motions of the body, the affections and passions of the mind; it is the basis of that true *universal language* which Nature has bestowed on man and animals. All men understand the expressions of the countenance and gestures, and the animals understand these in each other, and also comprehend what we mean to express

by our gestures and movements. Mimicry cannot attain a high degree of expression and of truth except by means of a large development of this organ, which we name Imitation. It appears nevertheless that the primitive function of this faculty is not imitation, but that imitation is only one of its modes of manifestation. The real function, in Dr Fossati's opinion, seems to be the language of gestures, or simply *la mimique* as Dr Gall has named it. (P. 149.) To this view, however, strong objections might be stated. The organ is large in Clara Fisher ; small in Jacob Jervis.—Established.

CLARA FISHER.



JACOB JERVIS.



In both of these figures the head rises to a great height above the eyes ; but in Jervis it slopes rapidly on the two sides of 13, Benevolence, indicating Imitation deficient ; whereas in Miss Clara Fisher it is as high at 21, Imitation, as at Benevolence, indicating both organs to be large.

ORDER II.—INTELLECTUAL FACULTIES.

These faculties communicate to man and animals knowledge of their own internal sensations, and also of the external world : their object is to know existence, and to perceive qualities and relations. They consist of three genera : the first includes the External Senses ; the second, those powers which take cognizance of external objects and their relations, named the Knowing or Perceptive Faculties ; and the third, the faculties which trace abstract relations, and which reason or reflect.

GENUS I.—EXTERNAL SENSES.

By means of the Senses, man and animals are brought into communication with the external world.

Each sense has two organs ; but a single impression is received by the mind from affections of them. Various theories have been formed to account for this circumstance. Drs Gall and Spurzheim are of opinion, that only one of the organs of a sense is active at the same time, and that they alternately act and rest. Thus, if we look through spectacles having one glass yellow and another blue, external objects will not appear green, as has been reported by philosophers, and believed by the public ; but, if the glasses are equally thick and equally transparent, they will be seen blue or yellow, according as we look fixedly with the one eye or the other. If one of the glasses be thinner or more transparent than the other, it will give its colour to the objects perceived. Another explanation may be

found in the fact, that the mind has no consciousness either of the existence of the organs of sense, or of the functions performed by them. Hence the perceptions of the mind are always directed to the objects which make the impressions, and not to the instruments by means of which they are experienced ; and the mental affection partakes of the unity of the object exciting it, and not of the duplicity of the organs through which the impression is transmitted.

The functions of every sense depend on its peculiar organization ; and hence no preceding exercise or habit is necessary in order to acquire the special power of any sense. If the organization be perfect, the functions are perfect also ; and if the former be diseased, the latter are deranged, notwithstanding all preceding exercise. Each sense is subject to its own positive laws. For example, we see according to the laws of the refraction of light ; and hence a straight rod, half plunged in water, appears crooked, although touch proves that, in this situation, it continues straight. This is a kind of rectification ; but it must not be confounded with the doctrine which maintains that one sense acquires its functions by means of another. Touch may shew that a rod, which is plunged in water, and looks crooked, is straight ; but the eyes will see it crooked as before. The rectifications thus effected by the senses are mutual, and not the prerogative of one sense. In this view, the eyes may rectify the sense of touch. If, without our knowledge, a piece of thin paper be placed betwixt one of our fingers and the thumb, we may not *feel* but we may *see* it. Even smell and taste may rectify the senses of seeing and touch. Thus many fluids *look* like water, and it would be impossible to discover them to be different by the sense of touch, but it is easy to do so by smell and taste.

It is difficult to point out accurately the precise limits of the functions of the senses ; because, in every act of per-

ception, their instrumentality is combined with that of the internal faculties. The senses themselves *do not form ideas*. For example, when an impression is made upon the hand, the organs of touch there situated receive it, and transmit it to the brain; and an *internal faculty of the mind*, through the instrumentality of another organ, *perceives the object*. Hence, previous to every perception, there must be an impression on the organs of sense; and the whole functions of these organs consist in receiving and transmitting this impression to the organs of the internal faculties. The organs of sense, in a state of health, never produce the impressions which result from their activity, except when excited by an external cause. Hence, whatever perceptions or impressions, received from external objects, *can be recalled* by an act of volition, cannot depend *exclusively* upon the senses; because we cannot excite them by an act of volition. On the other hand, whatever impression we are unable to recall by an act of the will, must depend on the senses alone; for we are able to produce at pleasure ideas formed by our internal intellectual faculties. There is reason to conjecture that particular parts of the brain receive impressions transmitted by the external senses, and that it is by their instrumentality that the gourmand, for instance, recalls the flavour of a particular wine, or the savour of a favourite dish. He cannot reproduce the part of the sensation which depends on the activity of the nerves of taste; but he can recall all that is mental in the perception, or that depends on the activity of any part of the brain.

After these general considerations, which apply to all the external senses, a few words may be added on the specific functions of each sense in particular.

FEELING OR TOUCH.

It was long ago inferred from pathological facts, that

the nerves of motion must be distinct from the nerves of feeling ; and recent experiments have proved this inference to be well founded. The sense of feeling is continued not only over the external surface of the body, but even over the intestinal canal. It gives rise to the sensations of pain and pleasure ; of the variations of temperature ; and of dryness and moisture. These cannot be recalled by the will ; and I therefore consider them as depending on the sense alone. The impressions made upon this sense serve as the means of exciting in the mind perceptions of figure, of roughness and smoothness, and numerous other classes of ideas ; but the power of experiencing these perceptions, is in proportion to the perfection of certain internal faculties, and of the sense of touch, jointly, and not in proportion to the perfection of this sense alone. There is reason to believe that certain nerves recently discovered by Sir Charles Bell, which communicate to the brain a sensation of the state of the muscles, are the organs which convey to the mind the impressions of resistance or force.*

TASTE.

The functions of this sense are, to produce sensations of taste alone ; and these cannot be recalled by the will. We may judge of the qualities of external bodies by means of the impressions made on this sense ; but to form ideas of such qualities is the province of the internal faculties.


SMELL.

By means of smell, the external world acts upon man and animals from a distance. Odorous particles are conveyed from bodies, and inform sentient beings of the ex-

* See System of Phrenology, pp. 80 and 449.

istence of the substance from which they emanate. The functions of smell are confined to the producing of agreeable or disagreeable sensations, when the organ is so affected. These cannot be reproduced by an effort of the will. Various ideas are formed of the qualities of external bodies, by the impressions which they make upon this sense ; but these ideas are formed by the internal faculties of the mind.

HEARING.

 In new-born children this sense is not yet active ; but it improves by degrees, and in proportion as the vigour of the organ increases. Its proper function is the production of the impressions called sounds ; yet it assists a great number of internal faculties. The auditory nerve has a more intimate connection with the organs of the moral sentiments than with those of the intellectual faculties.

SIGHT.

This fifth and last of the senses, is another of those which inform man and animals of remote objects, by means of an intermedium ; which, in this instance, is light. This sense has been said to acquire its functions by touch or by habit. But vision depends on the organization of the eye, and is weak or energetic as the organization is imperfect or perfect. Some animals come into the world with perfect eyes ; and these see distinctly from the first. The young chicken is guided, immediately on escaping from the shell, by the sense of sight ; and the sparrow, on taking its first flight from the nest, does not strike its head against a wall, or mistake the root of a tree for its branches ; and yet, previously to their first attempts, these animals can have no *experience* of distance. On the other hand, animals which come into the world with eyes in an im-

perfect state, distinguish size, form, and distance, only by degrees. This last is the case with new-born children. During the first six weeks after birth, their eyes are almost insensible to light; and it is only by degrees that they become fit to perform their natural functions. When the organs, however, are matured, children see, without the aid of habit or education, in the same manner, and as accurately, as the greatest philosopher. The eye only receives, modifies, and transmits the impressions of light; and internal faculties form conceptions of the figure, colour, distance, and other attributes of external objects: the power of forming these conceptions is in proportion to the perfection of the eyes and the organs of the internal faculties jointly.

GENUS II.—PERCEPTIVE FACULTIES.

The faculties now to be treated of take cognizance of the existence and physical qualities of external objects. They correspond in some degree to the Perceptive Powers of the metaphysicians, and form ideas. Their action is attended with pleasure, but (except in the case of Tune) it is weak, compared to the emotions produced by the faculties already treated of. In judging of the size of the intellectual organs, the extent to which the anterior lobe of the brain stretches forward before Constructiveness, and rises upwards above the eyes, ought to be observed.*

22. INDIVIDUALITY.

This organ is situated in the middle of the lower part of the forehead. When large, it produces prominence and breadth between the eyebrows at the top of the nose; when

* See pp. 27, 28.

small, that part is narrow and flat. The faculty gives the notion of substance, and forms the class of ideas represented by nouns when used without an adjective, as *rock, man, horse*. It gives the desire, accompanied with the ability, to know objects as mere substances or existences, without any view to the purposes to which they may be subser-

MICHAEL ANGELO.



vient, the knowledge of which is acquired by other faculties. It takes its direction towards particular objects in preference to others, from the faculties with which it is combined. It prompts to observation, and is a great element in a genius for those sciences which consist in a knowledge of specific existences, such as natural history. Individuals

in whom it is large experience a positive delight in becoming acquainted with natural objects, without reference to their uses or other qualities—a pleasure which is incomprehensible, and appears trifling, to persons in whom the organ is small. This faculty leads to personification, or the tendency to ascribe existence to abstractions of the mind, such as Ignorance, Folly, or Wisdom. When aided by Eventuality and Comparison, it produces the metaphorical writing which distinguishes Bunyan. The organ is small in the Scotch in general; it is large in the English, and still larger in the French. The frontal sinus is generally found in the situation of this organ in adults, and this throws a difficulty in the way of judging of its size. The function, however, is ascertained by observing young persons, in whom the sinus is not formed, and by the negative evidence; that is, when externally there is a depression, the brain in that part is necessarily small, and the mental power is invariably found weak. This concomitance of deficiency of organ and power proves the function; although, when there is an external elevation, the faculty may not be invariably strong, on account of the swelling outwards, in some individuals, being caused by the sinus and not by the brain. The organ is large in Michael Angelo, Cuvier, and Napoleon.—Established.

23. FORM.

The size of this organ is indicated by the width between the eyes; the different degrees of which correspond to the greater or less development of the portions of brain situated on the mesial or inner side of the orbitary plates of the frontal bone, on each side of the *crista galli*. In some instances the frontal sinus affects this organ. The function of the organ is to judge of form. It aids the mineralogist, portrait-painter, and all persons engaged in the imitative arts. It gives the power of distinguishing faces. Dr Gall

named it the faculty of the sense of persons. Dr Spurzheim considered that persons are known by their forms, and gave it the name which it now bears. Dr Spurzheim mentions, that it was large in the Chinese whom he had seen in London, and also in the French. Children in whom this organ, together with those of Constructiveness and Imitation, are large, frequently draw, cut, or scratch the figures of men and animals for their amusement. It is large in King George III., and in the Chinese skulls.—Established.

24. SIZE.

Persons are found who have an intuitive facility in estimating size, and in whom the powers of distinguishing form and relative position are not equally strong; and the part of the brain under No. 24. has been observed in such individuals to be large. It gives the power of perceiving and judging of perspective. Some officers in the army, in forming their companies into line, estimate with perfect accuracy the space which the men will occupy, while others can never learn to judge correctly of this requisite: the organ has been observed largely developed in the former. Locality also may conduce to this talent. As the frontal sinus throws a difficulty in the way of observing this organ also, the negative evidence is chiefly to be relied on; and it is stated as only *probable*. The organ is large in Brunel, Williams, Douglas; small in Ferguson. It is admitted by Dr Vimont, who conceives that he has discovered between it and Weight a separate organ for taking cognizance of distance. I am inclined, however, to think that this office falls within the sphere of the organ of Size.

25. WEIGHT OR RESISTANCE.

There seems to be no analogy between the weight or resistance of bodies and their other qualities. They may be

of all forms, sizes, and colours, liquid or solid, and yet none of these features would necessarily imply that one was heavier than the other. This quality, therefore, being distinct from all others, we cannot logically refer the cognizance of it to any of the faculties of the mind which judge of the other attributes of matter ; and, as the mental power undoubtedly exists, there appears reason to conjecture, that it may be manifested by means of a special organ. Persons who excel at archery and quoits, and those who find great facility in judging of momentum and resistance in mechanics, are observed to possess the parts of the brain lying nearest to the organ of Size largely developed ; and so many instances of this kind have occurred, that the situation of the organ is now marked on the bust. Mr Simpson conceives the faculty to produce the instinctive power of adapting animal movements to the laws of equilibrium. (Sec Phren. Jour., ii. 302; ix. 194.) In turners I have observed the organ largely developed ; and it may now be stated as probable. The frontal sinus, when very large, extends to this organ, and renders its ascertainment difficult.

Dr Fossati introduces some remarks on this subject, which are worthy of consideration : “ I have often repeated,” says he, “ the observations of other phrenologists on the organ of Weight and Resistance, and facts have not cleared up all my doubts. Weight and resistance are two distinct properties of bodies ; the first is the result of the *mass* of the body, absolute or relative ; the second of the force of *cohesion*, or of the molecular attraction of bodies. If it were necessary to admit an organ to appreciate *each* of these properties of natural substances, it would be indispensable to search for an organ of Weight, and another of Resistance in the brain. Our ideas both of weight and resistance are acquired by means of the sense of touch. At first view, it appears that we judge of these qualities by the greater or smaller muscular effort which we are obliged to

make when we have a weight to support, or a resistance to overcome ; but, if we place ourselves on a table, or on a bed, in such a manner that our muscles shall be altogether inactive, and if after this some one places on us a body more or less heavy or resisting, we shall still judge very well of these qualities, that is to say, of their resistance or consistency, without the muscles at all intervening.

“ My opinion then is, that ideas of weight and resistance reach the brain only by the sense of touch. But neither this, nor any of the other senses, *judges* of its own impressions. There must consequently be a special faculty and an organ in the brain, dedicated to perceive, to judge of, and carry into effect certain sensations which have relation to *touch*, as there are faculties and organs destined to perceive certain sensations which have relation to the other senses, such as vision, hearing, &c.

“ Now, if such an organ exists, where is it situated ? Is it the organ of Weight ? Is it not the same faculty which judges of liquidity, of the consistency, and of the softness of bodies ? Do not all these sensations result from one mode of *pressure*, which the nervous *papillæ* of the whole organ of touch might experience. It appears to me that the faculty which the organ represents might be called *Tactility*, rather than Weight. As to the seat of the organ, I have some facts, very few indeed, but which induce me to place it at the temples, above and a little behind Constructiveness, below Ideality, and before Acquisitiveness. Several instrumentalists who perceive the very smallest resistance of the springs and cords which they touch, have presented an organization similar to that which I have now indicated. A cranium in my possession also presents this organization ; it is that of the mechanician Lecherut, who has conceived and executed a very ingenious *tour à portrait*. He was by trade a turner and *chyocheur*, and he had precisely, as is above remarked in speaking of the organ of Weight, a great facility in judging of force and resistance in mecha-

nics. What is remarkable in this skull is the deficiency of the organ of Weight, at the spot where the phrenologists place it. I can cite also a case of deficiency of this organ: a woman who does not want circumspection, easily breaks objects which are in her hands, because she does not know how to appreciate the weight or resistance of bodies. She has the head flat in the region indicated by me, but sufficiently well developed in the part which corresponds to the organ of Weight.

“ The lower animals have the faculty in common with man: they know very well how to calculate the resistance which they have to overcome, and the weight of the bodies with which they are disposed to load themselves.

“ I should not have introduced these short and incomplete observations, if I had not believed it necessary to put young students of Phrenology, for whom chiefly this book is intended, on their guard against the tendency which they have, in general, to adopt, indiscriminately, points merely conjectural or probable, and those that are the most completely demonstrated.”

In my System of Phrenology, fourth edition, page 449, evidence is adduced in support of the idea that resistance is perceived by means of the muscular nerves; and on pages 475, *et seq.*, numerous cases are cited to prove that the organ now under discussion is that of Weight and Resistance. I differ from Dr Fossati's opinion that weight and resistance are different qualities of bodies. We discover resistance only by the muscular effort which is necessary to overcome it; and we judge of weight by the extent of the muscular effort which is necessary to raise or support the ponderous body. There seems to be some degree of connexion between the ideas of Dr Fossati and those of Mr Richard Edmondson of Manchester, in an essay “ On the Functions of the Organs called Weight and Constructiveness,” published in the ninth volume of the Phrenological Journal, p. 624.—Large in Maclachlan.

26. COLOURING.

Several of the metaphysicians were aware, that a person may have very acute vision, and yet be destitute of the power of distinguishing certain colours; but habit and attention were, as usual, adduced to solve the difficulty. Observation enables us to prove that those who have a great natural power of perceiving colours, have a large development of that portion of the brain situated under the middle of the arch of the eyebrows, enclosed by the lines 26; whilst those who cannot distinguish certain colours have this portion small. Dr Spurzheim mentions, that a large development of it is indicated by an arched appearance in the middle of the eyebrow, and that this sign is found in the portraits of Rubens, Titian, Rembrandt, Salvator Rosa, Claude Lorraine, &c.; but its large size is also indicated by the projection forwards of this part of the eyebrow without arching. It presents this appearance in the masks of the late Sir Henry Raeburn, Wilkie, Haydon, and other eminent painters. In the masks of Mr James Milne and Mr Sloane, and in the heads of several other gentlemen, who are unable to discriminate certain colours, this part of the head recedes, so that in some the eye projects beyond it. The faculty gives the perception of colours, their shades, harmony, and discord; but the reflecting faculties adapt them to the purposes of painting. It is generally more powerful in women than in men; and, accordingly, some women, as *colourists*, have equalled the masters among men; while, as *painters*, women in general have always been inferior to the other sex. A large endowment of this faculty renders the sight of flowers and enamelled meadows pleasing. It aids the flower-painter, enameller, dyer, and, in general, all who occupy themselves with colours. Its great energy gives a passion for colours, but not necessarily a delicate taste in them. Taste depends

upon a perfect rather than a very powerful activity of the faculties. In several oriental nations, for example, the faculty appears, from their love of colours, to be strong, and nevertheless they display bad taste in the application of them. The organ is now considered as established.

27. LOCALITY.

Dr Gall, in his youth, had good eyes, but he could not easily find his way to places where he had formerly been. One of his schoolfellows, named Schidler, possessed in a high degree the faculty of doing so. Without the aid of artificial marks, he retraced his way in a forest to the bushes in which they had discovered nests. Dr Gall moulded this individual's head, and observed the part now marked as the organ of Locality largely developed. This gave him the first idea of its function, and he afterwards compared, very extensively, the size of this cerebral portion with the degree of local memory possessed by individuals, and found them proportionate.

This faculty conduces to the desire for travelling, and constitutes a chief element in the talent for topography, geography, astronomy, and landscape-painting. It gives what is called *coup d'œil*, and judgment of the capabilities of ground. It is necessary to the military draughtsman, and is of great importance to a general in war. The organ is large in the heads of astronomers, as Kepler, Galileo, Newton, Tycho Brahe, Descartes; and also of landscape-painters; and travellers, as Captain Cook. Dr Gall mentions that he had observed the organ large in distinguished players at chess; and he supposes their talent to consist in the faculty of conceiving clearly a great number of the possible positions of the men. Joined with Individuality, Size, and Comparison, it gives a genius for geometry. Persons in whom it is large form vivid and distinct conceptions of scenery which they have seen or heard described,

and they have great power in recalling such conceptions. The lower animals possess the faculty and organ, and display great powers of retracing their way when removed from their habitations. The instinctive tendency of several species of them to migrate at certain seasons, is inferred to be connected with the periodical excitement of this organ. The frontal sinus occurs occasionally, but not generally, at the seat of Locality. The positive evidence is strong, and the negative irresistible; the organ is therefore held to be established. It is large in the companion of Gall, Williams, Strath, Douglas; generally moderate in females.

28. NUMBER.

Some individuals, remarkable for their great talent of calculating, excited the attention of Dr Gall. He found even children who excelled in this faculty. Thus, a boy of thirteen years of age, born near Vienna, excelled his school-fellows surprisingly in this respect: he learned with facility a very long series of numbers, performed mentally the most complicated arithmetical calculations, and very soon found their true result. Mr Manteli, a counsellor of the Court of Appeals at Vienna, took a particular pleasure in the solution of arithmetical problems, and his son of five years of age resembled him in this talent. In this country, Mr Zhero Colburn and Mr George Bidder exhibited in public a similar talent. In such individuals, the arch of the eyebrow is either much pressed downward, or there is an elevation, at the external angle of the orbit. This sign is the result of a great development of the part of the brain situated behind this place. The special function of the faculty seems to be to give the conception of number and its relations. Arithmetic, algebra, and logarithms belong to it; but the other branches of mathematics, as geometry, are not the simple results of this faculty. The organ appears large in the portraits of Euler, Kepler,

Napier, Gassendi, La Place, &c., and in Jedediah Buxton, who possessed the faculty in a surprising degree. It is large in Bidder, Humboldt, Colburn; small in the French M. D.—It is held to be established.

It is still doubted whether the lower animals possess this organ and faculty or not; but several facts indicate that they do.

29. ORDER.

Order supposes a plurality of objects; but one may have ideas about a number of things and their qualities, without considering them in any order whatever. Every arrangement of external things is not equally agreeable to the mind; and the disposition to be delighted with order, and distressed by disorder, is not in proportion to the endowment of any other faculty. There are individuals who are martyrs to the love of order, who are distressed beyond measure by the sight of confusion, and highly satisfied when every thing is well arranged. These persons have the organ in question large. The sort of arrangement, however, prompted by this faculty, is different from, although perhaps one element in, that philosophical method which is the result of the perception of the relations of things. The faculty of which we here speak gives method and order in arranging objects, as they are physically related; but philosophical or logical inferences, the conception of systematizing or generalizing, and the idea of classification, are formed by the reflecting faculties. Dr Spurzheim mentions, that the Sauvage de l'Aveyron, at Paris, though an idiot in a very high degree, could not bear to see a chair or any other object out of its place; and as soon as any thing was deranged, he, without being excited to it, directly replaced it. Dr S. saw also, in Edinburgh, a girl, who in many respects was idiotic, but in whom the love of order was very active. She avoided her brother's apartment in consequence of the confusion which prevailed

in it. I have seen remarkable examples of both large development and deficiency of the organ, attended with corresponding manifestations, and regard the function as ascertained. At the same time, as the organ is small, and the angle of the frontal bone is contiguous, there is a difficulty in observing it; and it is by extreme cases alone that conviction will be produced. It is large in French M. D., in Douglas, in mask named "Order large," and in Humboldt, the traveller; small in Anne Ormerod.—Established.

30. EVENTUALITY.

Dr Gall observed different persons, who, though not always profound, were learned, had a superficial knowledge


PITT.



MOORE.



SHERIDAN.



22. Individuality moderate.	22. Individuality large.	22. Individuality large.
30. Eventuality large.	30. Eventuality small.	30. Eventuality large.
34. Comparison rather large.	34. Comparison very large.	34. Comparison full.

of all the arts and sciences, and knew enough to be capable of speaking on them with facility:—such men are deemed brilliant in society. He found that, in them, the middle part of the forehead was very prominent, and the part of the brain there situated much developed. He first named the part the organ of the *memory of things*; but having observed that persons gifted with a great memory of this kind enjoy, in general, prompt conception, with a great

facility in apprehending details ; that they have a strong desire for knowledge, and are also frequently fond of teaching, he subsequently gave it the appellation of the *Sense of Things*, “ *Sens d'éducabilité, de perfectibilité.*” He adds, that persons in whom this organ is large, and in whom the reflecting organs are not equally developed, are prone to adopt new theories, to embrace the opinions of others, and have a great facility in accommodating themselves to the customs, manners, and circumstances with which they are surrounded.

Dr Spurzheim has named the faculty *Eventuality*, the function of which may be thus described. A horse, when at rest, may be considered merely as an existing being ; and, as such, it is the proper object of Individuality. But the horse grows from birth to maturity ; its lungs play, its blood circulates, its muscles contract ; also, it walks, trots, or gallops ; these are its *active* phenomena, and of them Eventuality takes cognizance. Individuality seeks the kinds of knowledge indicated by nouns ; while Eventuality is conversant with occurrences designated by active verbs.

The organ is early and largely developed in children, and the faculty is strongly manifested by them. It is of importance not only in philosophy, but also in the affairs of life. It prompts to investigation by experiments. It greatly aids in producing a talent for all practical business involving details ; and hence, to the medical practitioner, the lawyer, and merchant, it is of essential advantage. It is an element in the talent for narration.

This organ is possessed by the lower animals. Dr Gall considers the faculty in them to produce the capacity for education ; and he gives a scale of the heads of animals, from the crocodile and frog to the elephant, with the view of proving that the more this part of the brain is developed in each species, the higher are its natural susceptibilities of being tamed and taught. Comparisons of the brains of different species, however, cannot give precise results. Dr

Gall justly remarks, that this organ does not fill the whole forehead ; but he distinguishes between the capacity of improvement which belongs to every faculty, and that general capacity for being educated which belongs to this organ alone. The organ, he says, is confined to the middle line of the forehead, on the two sides of the *fala*, and the power of educability which it confers extends to all things not comprehended within the spheres of the other organs.

Individuality and Eventuality, both large, communicate to the orator or author that power of observation which enables him to seize objects and incidents presented to his mind, to store them up, and to recall and apply them when required, so as to give substance to his mental productions. The minute enumeration of things and occurrences, which communicates so pleasing an interest, and an air of truth, to the fictitious narratives of Le Sage, Defoe, Dean Swift, and Sir Walter Scott, depends chiefly on these powers. When these organs are small, the individual may hear, see, or read many facts, but they make only a faint impression, and soon vanish from the mind. Such a person retains only general ideas ; he feels a difficulty in becoming learned, and is not able to command his knowledge without previous preparation.—Established.

31. TIME.

The power of conceiving time, and of remembering circumstances connected by no link but the relation in which they stand to each other in chronology, and also the power of observing time in performing music, is very different in different individuals. The faculty gives the power of judging of time, and of intervals in general. By giving the perception of measured cadence, it appears to be the chief source of pleasure in dancing. The deaf and dumb dance, and often with grace and pleasure. It is essential to music and versification. The talent of using tenses properly in composition seems to depend on it. An ex-

cellent essay on this faculty by Mr Simpson, will be found in the Phrenological Journal, vol. ii. p. 134.

32. TUNE.

The organ of Tune bears the same relation to the ears, as the organ of Colouring does to the eyes. The ear re-

HANDEL.

ANNE ORMEROD.



Tune large.



Tune small.

ceives the impression of sounds, and is agreeably or disagreeably affected by them; but the ear has no recollection of tones, nor does it judge of their relations: it does not perceive the harmonies of sound; and sounds, as well as colours, may be separately pleasing, though disagreeable in combination. A great development of the organ enlarges the lateral part of the forehead; but its form varies according to the direction and form of the convolutions. Dr Spurzheim observes, that in Glück and others, this organ had a pyramidal form; in Mozart, Viotti, Zumsteg, Dussek, Crescentini, and others, the external corners of the forehead are enlarged, but rounded. Great practice is necessary to be able to observe this organ successfully; and beginners should place together two persons whose heads and temperaments have a general resemblance, but one of whom possesses a genius for music, and the other can scarcely distinguish between any two notes, and mark

the difference of their heads. The superior development of the former will be perceptible at a glance. The faculty gives the perception of melody ; but this is only one ingredient in a genius for music. Time is requisite to communicate a just perception of intervals,—Ideality, to give elevation and refinement,—Secretiveness and Imitation, to produce expression ; and Constructiveness, Form, Weight, and Individuality are requisite besides, to supply mechanical expertness, necessary to successful performance. This combination occurs in Mr Kalkbrenner, and other eminent composers and performers. Mr W. Scott has published a valuable essay on this subject, in the *Phrenological Journal*, vol. ii. p. 170 ; and the function of the organ has been ably discussed by Mr Cull in a series of papers in vols. xi. xii. and xiii.

Dr Spurzheim mentions, that the heads and skulls of birds which sing, and of those which do not sing, and the heads of the different individuals of the same kind which have a greater or less disposition to sing, present a conspicuous difference at the place of this organ. The heads of males, for instance, and those of females of the same kind of singing birds, are easily distinguished by their different development. The organ is large in Haydn, Handel, Macvicar ; small in Sloane and Anne Ormerod, who is insensible to melody.—Established.

33. LANGUAGE.

A large development of this organ is indicated by the prominence and depression of the eyes ; this appearance being produced by convolutions of the brain situated over the posterior part of the upper orbitary plate, pressing the latter, and with it the eyes, more or less forward, downward, or outward, according to the size of the convolutions. If the fibres be long, they push the eye as far forward as the eye-brows ; if they are only thick, they

push them towards the outer angle of the orbit, and downwards.* The special faculty of this organ is to enable us to acquire a knowledge of, and to give us the power of using, artificial signs, or words. Persons who have a great endowment of it abound in words. In ordinary conversation their language flows like a copious stream;—in a speech they pour out torrents. When this organ is large, and those of reflection small, the style of writing or speaking will be verbose, cumbersome, and inelegant; and when this difference is very great, the individual in ordinary conversation is prone to repeat, to the inexcusable annoyance of the hearer, the plainest ideas again and again, as if the matter were so difficult of comprehension that one telling was not sufficient to convey the meaning. This practice appears to originate in an immoderate power and activity of the faculty of Language; so great, that delight is felt in mere articulation, independent of reflection. When the organ is very small, there is a want of command of expression, a painful repetition of the same words, and a consequent poverty of style, both in writing and speaking. The style of that author is generally most agreeable in whom the organs of Language and reflection bear a just proportion to each other. If the intellectual powers be very acute and rapid, and Language not in proportion, a stammer in speech is frequently the consequence. Eventuality and Comparison greatly assist this faculty, when applied to the acquisition of foreign languages and grammar. I have observed that boys who are dux in classes for languages, generally have these two organs large, and that this endowment, with moderate Language, accomplishes more, in the way of scholarship, than a large development of the latter organ, with a small endowment of the former. Such individuals have a great facility in recollecting rules, as matters of fact and detail, in tracing

* The organ of Form produces only *distance between* the eyes, without rendering them prominent.

etymologies, and in discriminating shades of meaning ; and the combination alluded to gives them great readiness in using their knowledge, whatever the extent of it may be.

The signification of words is learned by other faculties : For example, this faculty may enable us to learn and remember the word Melody ; but if we do not possess the faculty of Tune, we can never appreciate the meaning attached to that term by those who have that faculty in a high degree. This principle removes an apparent difficulty that sometimes presents itself. A person with a moderate organ of Language will sometimes learn songs, poetry, or particular speeches by heart, with considerable facility and pleasure ; but in such cases the passages so committed to memory will be found highly interesting to his other powers, such as Ideality, Causality, Tune, Veneration, Combative-ness, Adhesiveness ; and the study and recollection of pure vocables will be to him difficult and disagreeable. To a person, on the other hand, in whom the organ is decidedly large, mere words are interesting, and he can learn them without caring much about their meaning. Hence, also, a person with a moderate organ of Language, and good reflecting organs, may, by perseverance, learn languages, and attain to proficiency as a scholar ; but he will not display copiousness, fluency, and richness of expression in his style, either in his own or in a foreign tongue.—Large in companion of Gall, Sir J. E. Smith, Humboldt, Voltaire ; small in Fraser.—Established.

FUNCTIONS OF INDIVIDUALITY, DISTINCT FROM THOSE OF
THE OTHER KNOWING FACULTIES.

In the preceding pages it is stated, that the faculty of Form perceives the form of objects—Colouring their colour—Size their dimensions ; and that Individuality takes cognizance of existences in general. The question naturally occurs, If the minor knowing powers apprehend *all*

the separate qualities of external objects, what purpose does Individuality serve in the mental economy? Its function is to form a single intellectual conception out of the different items of information communicated by the other knowing faculties. In perceiving a tree, the object apprehended by the mind is not colour, form, and size, as separate qualities; but a *single thing* or *being*, named a tree. The mind having, by means of Individuality, obtained the idea of a tree as an individual existence, may analyze it, and resolve it into its constituent parts of form, colour, magnitude; but the contemplation of it in this manner is at once felt to be widely different from the conception attached to the word Tree as a whole. The function of Individuality, therefore, is to embody the separate elements furnished by other knowing faculties into one, and to produce out of them conceptions of aggregate objects as a whole; which objects are afterwards viewed by the mind as individual existences, and are remembered and spoken of as such, without thinking of their constituent parts. Children early use and understand the names of objects, such as a tree, man, ship; and the organ of Individuality is prominently developed in them.

Farther, Form, Colouring, and Size, furnish certain elementary conceptions, which Individuality unites, and conceives as the being called a Man. The faculty of Number called into action gives the idea of plurality; that of Order furnishes the idea of gradations of rank and arrangement. Now, Individuality, receiving the intimations of all these separate faculties, *combines* them again, and contemplates the *combination* as an *individual object*, and this is an *army*. After the idea of an army is thus formed, the mind drops the recollection of the constituent parts, and afterwards thinks of the *aggregate only*, or of the combined conception formed by Individuality; and regards it as a single object.

It is interesting to observe the phrenological system,

which at first sight appears rude and unphilosophical, harmonizing thus simply and beautifully with nature. Had it been constructed by imagination or reflection alone, probably the objection that the minor knowing faculties rendering Individuality superfluous would have appeared so strong and insurmountable, as to have insured the exclusion of one or other as unnecessary; and yet, until both were discovered and admitted, the formation of such terms as those we have considered, was altogether inexplicable.

GENUS III.—REFLECTIVE FACULTIES.

The intellectual faculties which we have considered, give knowledge of objects and their qualities and relations, and of events; those to which we now proceed, produce ideas of abstract relation, or reflect. They minister to the direction and gratification of all the other powers, and constitute what we call Reason or Reflection.

34. COMPARISON.

The cuts given under Eventuality illustrate this organ. It is situated in the middle of the upper part of the forehead.

Dr Gall often conversed on philosophical subjects with a *savant* possessing much vivacity of mind. Whenever the latter was put to difficulty in proving rigorously his positions, he had always recourse to comparisons. By this means he in a manner painted his ideas, and his opponents were defeated and carried along with him; effects which he could never produce by simple argument. As soon as Dr Gall perceived that, in him, this was a characteristic trait of mind, he examined his head, and found a considerable eminence in the upper and middle portion of the frontal

bone. He confirmed the observation by many subsequent instances. He names the faculty "perspicacity, sagacity, *esprit de comparaison*."

This faculty gives the power of perceiving resemblances, similitudes, and analogies. Tune may compare different notes, and Colouring contrast different shades; but Comparison may compare a shade and a note, a form and a colour, which the other faculties by themselves could not accomplish. This faculty prompts to reasoning, but not in the line of necessary consequence. It explains one thing by comparing it with another; and those in whom it is predominant are in general more ready and plausible than sound in their inferences. It gives "ingenuity in discovering unexpected glimpses and superficial coincidences, in the ordinary relations of life;" and great power of illustration. It is large in the forehead of the late Right Honourable William Pitt. In popular preachers it is generally fully developed. It is more rarely deficient than any other intellectual organ; and the Scripture is addressed to it in a remarkable degree, being full of analogies and comparisons. It prompts to the invention and use of figurative language; and the speech of different nations is more or less characterized by this quality, according to the predominance of the organ. Dr Murray Paterson mentions, that the Hindostanee language abounds in figures, and that Comparison is larger than Causality in the heads of the Hindoos in general. From giving power of illustration and command of figures, it is of great importance to the poet, and it aids Wit also by suggesting resemblances. It is the origin of proverbs, such as convey instruction under figurative expressions. It does not determine the kinds of comparison to be used; for every one must choose his analogies from his knowledge, or from the sphere of activity of his other faculties. He who has Locality in a high degree will thence derive his examples; while another, in whom Form predominates, will illustrate from it. This organ is gene-

rally large in mathematicians. The species of reasoning employed in pure geometry depends on it: Professor Leslie states that the whole structure of geometry is grounded on the simple *comparison* of triangles.

It was doubted whether this faculty gives also the power of discriminating differences; and in former editions of this work, that talent was ascribed to Wit. Dr Spurzheim, however, observes, that perception of resemblance is the result of the lower, and of difference of the higher, degrees of the present faculty; just as perception of harmony in sounds is the consequence of a lower degree of the musical faculties, and that of discords of a higher. An eminent endowment of Tune is requisite to discriminate the minutest discords, whereas an ordinary capacity may recognise harmony, and experience pleasure from it; and the same rule he conceives to apply to Comparison. Mr Hewett Watson, in an ingenious essay published in the *Phren. Jour.*, vol. vi. p. 389, states the opinion that the primitive function of this organ is to take cognizance of the *condition* in which living beings and inanimate objects exist; and that it compares conditions, just as Colouring compares tints, and Tune compares sounds. He proposes to name it Conditionality. Dr Spurzheim considered conditions to be judged of by Eventuality.

The organ is large in Moore, Roscoe, Edwards, Henri Quatre, Edmund Burke, Curran, Mr Joseph Hume, Hindoos.—Established.

35. CAUSALITY.

The cuts given under Ideality illustrate this organ. It is situated in the upper part of the forehead, on the two sides of Comparison.

Individuality and Eventuality take cognizance of things and occurrences. Causality looks a little farther than these, and perceives the dependence of phenomena. It

furnishes the idea of causation, as implying something more than mere juxtaposition or sequence,—and as forming an invisible bond of connection between cause and effect. It impresses us with an irresistible conviction, that every phenomenon or change in nature is caused by something, and hence, by successive steps, leads to the great Cause of all. In looking at the actions of men, it leads us to consider the motives or moving causes from which they proceed. Eventuality judges of direct evidence, or facts, Causality of circumstantial evidence, or that by inference. In a trial, a juryman with large Eventuality and small Causality will have great difficulty in convicting on circumstantial evidence. He in whom Causality is large, will often feel that kind of proof to be irresistible. It induces us, on all occasions, to ask, Why, and wherefore, is this so? It gives deep penetration, and the perception of logical consequence in argument. It is large in persons who possess a genius for metaphysics, political economy, or similar sciences. When greatly larger than Eventuality and Comparison, it tends to vague generalities of speculation, altogether inapplicable to the affairs of life; and hence those in whom it predominates are not calculated to shine in general society. Their sphere of thought is too abstract to be reached by ordinary minds; they feel this, and remain silent; and hence are reputed dull, heavy, and even stupid. A great defect of the organ renders the intellect superficial, and unfits the individual for forming comprehensive and consecutive views, either in abstract science or in business. Coincidence only, and not causation, is then perceived in events. Such persons are often admirably fitted for common situations, or for executing plans devised by profounder intellects; but, if they are entrusted with the duties of legislators, or directors in any public affair embracing causation, it is difficult to make them comprehend the natural dependences of things, and to act according to them. Blind to remote consequences, they

stigmatize as visionary all intellectual perceptions which their own minds cannot reach; they reject principle as vain theory, are captivated by expedients, and represent these as the *beau ideal* of practical wisdom.—The organ appears largely developed in the portraits and busts of Bacon, Locke, Franklin, Kant, Voltaire, Playfair, Dr Thomas Brown; and in the masks of Haydon, Franklin, Burke, Brunel, Wilkie; moderate in Pitt, Sir J. E. Smith; and very deficient in Griffiths and the New Hollanders. It is larger in the English and Germans in general than in the French.—Established.

ADAPTATION OF THE EXTERNAL WORLD TO THE INTELLECTUAL FACULTIES OF MAN.

The human mind and the external world, having emanated from the same Creator, ought, when understood, to be found wisely adapted to each other; and this accordingly appears, in an eminent degree, to be the case. If the reader will direct his attention to any natural object, and consider, 1st, its substance; 2d, its form; 3d, its size; 4th, its weight; 5th, its locality, or relations in space to other objects; 6th, the number of its parts; 7th, the order or physical arrangement of its parts; 8th, the changes which it undergoes; 9th, the periods of time which these require; 10th, the analogies and differences between the individual under consideration and other individuals; 11th, the effects which it produces; and, lastly, if he will designate this assemblage of ideas by a name, he will find that he has obtained a tolerably complete notion of the subject.

This order ought to be followed in teaching the sciences. Botany and mineralogy are rendered intolerably tedious and uninteresting to many persons, who really possess sufficient natural talents for studying them, by names and classifications being erroneously represented as the chief

ends to be attained. A better method would be, to make the pupil acquainted with his own mental powers, and to furnish him with experimental knowledge that these stand in definite relations to external objects, and feel a positive pleasure in contemplating them. His attention ought then to be directed to the existence of an object, as in itself interesting to Individuality ; to its form, as interesting to the faculty of Form ; to its colour, as pleasing to the faculty of Colouring ; and so on with its other qualities ; while the name, order, genus, and species, ought to be taught in the last place as merely designative of the qualities with which he has become conversant. Practice in this mode of tuition will establish its advantages. The mind which, unexercised, regarded all forms, not extravagantly ugly or beautiful, with indifference, will soon experience delight in discriminating minute degrees of elegance and expression ; and the same effect will be produced by following a similar process of cultivation in regard to the other powers. The larger the organs, the greater will be the delight ; but even with a moderate development much may be attained. Nor is it necessary to resort to schools and colleges for this exercise of the intellect. Objects of nature and art everywhere surround us, calculated to stimulate our faculties ; and if the reader, as he walks in the country or in the town, will actively apply his various powers in the manner now pointed out, he will find innumerable sources of pleasure within his reach, although he should not know scientific names and classifications.

MODES OF ACTION OF THE FACULTIES.

All the faculties, when active in a due degree, produce actions good, proper, or necessary. It is excess of activity, and ill direction, which produce abuses. It is probable that Phrenology has been discovered only in consequence of

some individuals, in whom particular organs were very largely developed, having yielded to the strongest propensities of their nature. The smallness of a particular organ is not the cause of a faculty producing abuses. Although the organ of Benevolence be small, it does not produce cruelty ; but as its deficiency will be accompanied with indifference to the miseries of others, this may lead to the omission of duties. When one organ is small, abuses may result from another being left without proper restraint. Thus, large organs of Acquisitiveness and Secretiveness, combined with a small organ of Conscientiousness, and weak reflecting faculties, may produce theft. Powerful organs of Combativeness and Destructiveness, with a small organ of Benevolence, may produce cruel and turbulent actions.

Every faculty, when in action, from whatever cause, produces the kind of feeling, or forms the kind of ideas, already explained as resulting from its natural constitution. Large organs have the greatest tendency to act, small organs the least. Since every organ tends to action, it is clear that there must be a legitimate sphere of action for all of them. None of them is necessarily and inherently bad, otherwise God must have deliberately created organs for no other purpose but to lead us into sin.

The PROPENSITIES and SENTIMENTS cannot be excited to activity, directly by a mere act of the will. For example, we cannot conjure up the emotions of fear, compassion, and veneration, by merely willing to experience them. These faculties, however, may enter into action from an internal excitement of the organs ; and then the desire or emotion which each produces, will be experienced, whether we wish to experience it or not. Thus, the cerebellum, being active from internal causes, produces the attendant feeling ; and this cannot be avoided if the organ be excited. We have it in our power to permit or restrain the manifestation of it in action ; but we have no

option, if the organ be excited, to experience, or not to experience, the feeling itself. The ease is the same with the organs of Fear, Hope, Veneration, and the others. There are times when we feel involuntary emotions of fear, or hope, or awe, arising in us, for which we cannot account: such feelings depend on the internal activity of the organs of these sentiments.

“ We cannot Nature by our wishes rule,
Nor, at our will, her warm emotions cool.”

CRABBE.

In the *second* place, these faculties may be called into action independently of the will, by the presentment of the external objects fitted by nature to excite them. When an object in distress is presented, the faculty of Benevolence starts into activity, and produces the feelings which depend on it. When an object threatening danger is presented, Cautiousness gives an instantaneous emotion of fear. And when lovely objects are presented, Ideality inspires us with a feeling of beauty. In all these cases, the power of acting, or of not acting, is dependent on the will; but the power of feeling, or of not feeling, is not so.

In the *third* place, the faculties of which we are now speaking may be excited to activity, or repressed, *indirectly*, by an effort of the will. Thus, the knowing and reflecting faculties have the function of forming ideas: if these faculties be employed to conceive internally the objects fitted by nature to excite the propensities and sentiments, the latter will start into activity in the same manner, but not in so powerful a degree, as if their appropriate objects were externally present. The vivacity of the feeling, in such cases, will be in proportion to the strength of the conception, and the energy of the propensities and sentiments, together. For example, if we conceive inwardly an object in distress, and Benevolence be powerful, compassion will be felt; and tears will sometimes flow from the emotion

produced. In like manner, if we wish to repress the activity of Ideality, we cannot do so merely by willing that the sentiment be quiescent ; but if we conceive objects fitted to excite veneration, fear, pride, or benevolence, the organs of these feelings will then be excited, and Ideality will sink into inactivity.

If the organ of any propensity or sentiment enter into vigorous activity from internal causes, it will prompt the intellectual faculties to conceive objects related to it. If Cautiousness predominate in activity, the inward thoughts will be directed to dismal objects ; if Benevolence be active, the conceptions will be of plans for removing distress ; if Veneration glow with energy, the thoughts will be of objects of respect ; if Acquisitiveness predominate, ideas will be formed of plans for saving and accumulation ; if Ideality be supreme, the thoughts will be of splendid scenes, superior to known realities.

As the Propensities and Sentiments do not form ideas, and as it is impossible to excite or recall directly, by an act of the will, the feelings or emotions produced by them, it follows that these faculties have not the attributes of perception, conception, memory, imagination : they have the attribute of sensation alone ; that is to say, when they are active, a sensation or emotion is experienced. Hence, sensation is an accompaniment of the activity of all the faculties which feel, and of the nervous system in general ; but sensation is no faculty in itself.

The laws of the KNOWING and REFLECTING faculties are different : These faculties form ideas, and perceive relations ; they are subject to the will, or rather constitute will themselves ; and they minister to the gratification of the other faculties which only feel.

1st, These faculties may be active from internal causes, and then the kinds of ideas which they are fitted to form, are presented involuntarily to the mind. The musician feels notes flowing upon him uncalled for. A man in whom

Number is powerful and active, calculates by a natural impulse. He in whom Form is powerful, conceives figures by internal inspiration. He in whom Causality is powerful and active, reasons while he thinks, without an effort. He in whom Wit is powerful and active, feels witty conceptions flowing into his mind spontaneously, and even at times and places when he would wish them not to appear.

2dly, These faculties may be excited by the presentation of the external objects fitted to call them into activity ; and,

3dly, They may be excited to activity by an act of volition.

When they are excited by external objects, the objects are perceived, and this act is called PERCEPTION. Perception is the lowest degree of activity of these faculties ; and if no idea be formed when the object is presented, the individual is destitute of the power of manifesting the faculty whose function is to perceive objects of that kind. Thus when melodious tones are produced, he who cannot perceive their melody, is destitute of the power of manifesting the faculty of Tune. When the steps of an argument are logically and distinctly stated, he who cannot perceive the relation between the steps, and the necessity of the conclusion, is deficient in the power of manifesting the faculty of Causality ; and so on. Thus, Perception is a mode of action of the faculties which form ideas, and implies the lowest degree of activity ; but Perception is no separate faculty.

When the faculties are powerfully active from internal excitement, and the ideas they have previously formed are coolly conceived, the act of forming them is styled CONCEPTION ; when vividly conceived, it is called IMAGINATION. When conceptions of absent external objects become vivid and permanent, through disease of the organs, the individual believes in the actual presence of the objects, and is deluded by phantoms or visions. This is the

explanation of the cases cited in Dr Hibbert's work on Apparitions. Excess or disease of the organ of Wonder contributes especially to this effect. The train of ideas which is constantly flowing through the mind, depends on the internal activity of the faculties and organs, and not on bonds of association between particular ideas themselves. When the faculties are vigorous and active, the succession is rapid; when weak and inactive, it is slow. During profound sleep, when the organs are entirely at rest, it ceases altogether. Conception and Imagination, therefore, are not faculties themselves, but result from the *second and third degrees of activity* of every faculty which forms ideas.

When the intellectual faculties are excited by an act of the will, the ideas which they had previously formed are recalled: This act is named MEMORY, and results from the activity of each of these faculties; but is no faculty itself. Tune remembers music; Individuality, things that exist.

Dr Watts seems to have anticipated, by a very acute conjecture, the real philosophy of Memory. He says, "It is most probable, that those very fibres, pores, or traces of the brain which assist at the first idea or perception of any object, are the same which assist also at the recollection of it; and then it will follow that the memory has no special part of the brain devoted to its own service, but uses all those parts in general which subserve our sensation, as well as our thinking and reasoning powers."*

Memory, in the philosophical sense, implies the notion of past time. This is supplied by the faculty of Time, acting in combination with the particular faculties which first perceived, and which, in consequence, serve to recall the past event. Thus, Individuality and Eventuality, recalling objects and events, without the notion of time, would produce Conception only; if the idea of past time

* The Improvement of the Mind, ch. xvii.

were added, it would be Memory. There appears to be a quality of brain which gives retentiveness to memory, so that one individual retains impressions much longer than another, although their combination of organs be the same. Sir Walter Scott and Cuvier possessed this quality. The cause of it is not ascertained.

JUDGMENT, in the philosophical sense, belongs to the reflecting faculties alone. The knowing faculties may be said, in one sense, to judge; the faculty of Tune, for example, may be agreeably or disagreeably affected, and, in this way, may be said to judge of sounds; but judgment, in the proper sense of the word, is a perception of relation, or of fitness, or of the connection between means and an end, and it belongs to a class of faculties entirely separate, viz. the reflecting faculties. These faculties have perception, memory, and imagination also. He who possesses them powerfully, perceives and conceives, remembers and imagines, with great facility, processes of deduction, or ideas of abstract relations.

PRACTICAL JUDGMENT in the affairs of life depends on a harmonious combination of *all* the organs, particularly of those of the propensities and sentiments, in just proportions. In order to act rightly, it is as necessary to feel correctly as to reason deeply.

On these principles we are able to explain why individuals may manifest a great power of perception, memory, or imagination, and little judgment. If the several *knowing* faculties be vigorous in an individual, he will be capable of manifesting those powers in an eminent degree; while, if he be deficient in the faculties which reason, he will be weak in philosophic judgment; or, although he possesses a splendid intellectual development, if he be deficient in the organs of the propensities and sentiments, he will be defective in practical judgment.

CONSCIOUSNESS means the knowledge which the mind has of its own existence and operations. Dr Thomas

Brown denies that it is a power, or any thing different from sensation, emotion, or thought, existing at any moment in the mind. It gives us no intimation of the existence of the organs, and reveals to us only the operations of our own minds, leaving us entirely in the dark regarding the mental affections of others, where they differ from our own. Hence, by reflecting on consciousness, which the metaphysicians chiefly did, as their means of studying the mind, we can discover nothing concerning the organs by which the faculties act, and run great risk of forming erroneous views of human nature, by supposing mankind in general constituted exactly like ourselves.

Each organ communicates consciousness of the feelings and ideas which it serves to manifest : thus, if the organ of Tune be extremely deficient, the individual will not be able to attain consciousness of melody ; a person in whom Conscientiousness is extremely small, will not be conscious of the sentiment of justice, or of its obligations ; one in whom Veneration is very feeble, will not be conscious of the emotion of piety.

No satisfactory explanation has yet been given why consciousness is single, while the organs of all the mental faculties, external and internal, are double. There are cases on record of double consciousness, apparently from the two hemispheres of the brain being in opposite conditions.

It is extremely difficult to determine whether the feeling of personal identity indicated by the pronoun *I* is connected with a particular organ, or the result of the general action of the whole organs.

ATTENTION is not a faculty of the mind, but consists merely in the application of the knowing or reflecting faculties to their objects. Thus, the faculty of Tune, excited by melody, *attends* to notes ; Causality, addressed by a demonstration, *attends* to the steps of the argument ; and the other faculties of the intellect, in like manner, attend to their various objects. Concentrativeness gives conti-

nity to the impressions of the faculties, Individuality and Eventuality direct them to their objects, and Firmness maintains them in a state of application—and these greatly aid attention; but still attention, in itself, is a mere act of the different intellectual faculties, and not the attribute of any particular power established exclusively for its production.

ASSOCIATION.—The metaphysicians conceive that our thoughts follow each other in an established order of succession, and have attempted to find out the causes of it, and the circumstances which determine the order. By reflecting on their own consciousness, they have endeavoured to discover laws regulating the succession of ideas in mankind in general. Success in such an attempt appears to the phrenologist to be opposed by impossibility. If we place a number of persons on a hill-top, say Arthur's Seat, overlooking a champaign country, an arm of the sea, and a great city,—one in whom Ideality predominates, will be enchanted with the beauty and magnificence of nature; one in whom Aquisitiveness is the leading propensity, will think of the profits of the farms, ships, and works, whose elevated chimneys throw clouds of smoke into the air; one in whom Constructiveness prevails, will attend to the lines of the roads, and the architecture of the buildings; one in whom Benevolence and Veneration predominate, will think of the sources of enjoyment spread out before him, and feel gratitude and reverence to an all-bountiful Creator, spontaneously rising in his soul. Now a metaphysician, who has also visited Arthur's Seat, expects, by reflecting on the ideas which the recollection of it calls up in his own mind, to discover laws of association that will enable him to judge of the ideas which will present themselves to the minds of all the other persons here supposed, on its being mentioned in their presence. This expectation, however, is clearly vain; because the original impressions received by each individual differed widely from those experienced

by the others, and when the scene is recalled, the associated feelings and ideas of each must clearly be those which his peculiar mind formed at the first aspect of the scene.

Association, therefore, expresses only the mutual influence of the faculties. Thus, although the organ of Causality is the only one which perceives the relation of necessary consequence, it may act in association or combination with Comparison, furnishing illustrations to render the argument clear,—with Ideality, infusing magnificence and enthusiasm into the conceptions,—with Tune and Imitation, modulating the voice, and giving vivacity to the gestures ; and the result will be the manifestation of splendid eloquence. Associations may be formed, also, between faculties and *signs*. For example : Nature has established an association between the external appearance of misery and the faculty of Benevolence ; so that, on the presentation of the appearance, the faculty enters into activity, and generates the emotion of pity. She, in like manner, has connected the faculty of Tune with the impression called sound, by a link of such a kind, that a certain sound produces a certain feeling and perception. She has associated the faculty of Wit with certain states of external objects ; so that, on the presentation of these, instantaneous laughter is excited. On this association natural language is founded. The sign requires only to be presented, and it is understood in all countries, and by all nations.

But mankind possess likewise the power of inventing and establishing arbitrary signs, to express particular inward feelings, or particular conceptions. For example : The words Love, Compassion, and Justice, are mere conventional signs, by which we, in Britain, agree to express three different internal feelings or sentiments of the mind ; but there is no natural connection between the signs and the thing signified.

Now, the way in which we learn the signification of these signs is this. Shew us a person in a rage, and ex-

press his state of mind by the word *rage* ; and afterwards, every time the term is used, we shall understand it to mean that state of excitement of the mind. In the same way, point out the object I now write upon, and call it a *table* ; and when the word is again mentioned, I shall conceive the thing signified by it. Hence to be able to comprehend the meaning of a word, we must be able to feel the propensity or sentiment, or to form the conception, of which it is the sign. A child of three years old is unable to conceive the meaning of the word *abstraction* ; because, at that age, he has not the power of forming abstract ideas. But he can conceive the meaning of the word *table*, because he is then quite able to form a conception of that piece of furniture when presented to him. A person who is deficient in the faculty of Tune, can never conceive fully what we mean by the word *melody*.

The human mind is so constituted, that any *indifferent* object may be selected and used as the arbitrary sign of any propensity, feeling, or conception. I say *indifferent* ; for if the object stand already in a natural relation to any faculty, it cannot be made the arbitrary sign of an emotion of an opposite faculty. For example : We might, by a mutual understanding, constitute a square figure, thus \square , the artificial sign of the emotion termed *rage*. After the agreement was understood, that figure would suggest the idea to us, just as well as the letters *r, a, g, e*, which are mere forms placed in a certain order. But if we were whimsical enough to make the figure of a sweet and smiling countenance, which likewise is merely a species of form, the sign of that emotion, we could never, by any efforts, come to associate with facility the idea of rage with that figure ; for it stands already in the situation of the natural sign of emotions entirely opposite.

In the same way, we might associate feelings of veneration, pity, affection, or grief, with soft and slow notes of music ; because these notes, which themselves excite emo-

tions of a specific kind, may become arbitrary signs of any other feelings of a *homogeneous kind*, which we please to attach to them. But no association could be formed, by which soft, slow, and delicate tones could become the artificial signs of violent rage, jealousy, and fury ; because the *natural* character of such notes is directly opposite to the natural character of such feeling.

The circumstance of an object being already the natural sign of a propensity, sentiment, or conception of a certain kind, appears to be the only limit to our power of associating with it propensities and conceptions of every other description, so as to make the artificial sign suggest the feeling or conception signified, to those who are acquainted with the convention.

The rapidity or vivacity with which a feeling or conception is excited on presentation of the sign, will be in proportion to the natural perfection of the organs and the degree in which they have been exercised, but not in proportion to *either* of these circumstances singly.

If the foregoing views be sound, the principles of Association must be sought for in the constitution of the faculties, and not in the relations of particular ideas. In using association, therefore, as an instrument of artificial memory, we ought to keep always in view, that every individual will associate, with greatest facility, ideas with those things which he has the greatest natural facility in perceiving. For example : He who has Number most powerful, will associate words most easily with numbers ; he who has Form most powerful, will associate words most easily with forms ; he who has Locality most powerful, will associate words most easily with places ; and he who has Tune most powerful, will associate words most easily with musical notes.

Hence, also, the influence of Association on our judgment is easily accounted for. He in whom Veneration is powerful, and to whom the image of a saint has been from

infancy presented as an object to be venerated, experiences an instantaneous and involuntary emotion of respect, every time the image is presented to him, or a conception of it formed ; because it has become a sign which habitually excites in him that feeling. Hence, until we can break this association, and prevent the conception of the image from operating as a sign to excite the faculty of Veneration into activity, we shall never succeed in bringing his understanding to examine the real attributes of the object itself, and to perceive its want of every quality that ought justly to be venerated. In the same way, when a person is in love, the perception or conception of the object beloved stirs up the faculties which feel, into such vivid emotion, and that emotion is so delightful, and the mind has so little consciousness of the real source of the fascination, that it is impossible to make the lover see the object with the eyes of a disinterested spectator. If we could once break the association between the object and the faculties which feel, the reflecting faculties would then perform their functions faithfully, and the object would be seen in its true colours. But, while we are unable to break this link, and to prevent this fascination, we may reason *ad sempiternum*, and our conclusions will never appear to be sound ; because the premises, that is, the appearance of the object, will never be the same to the party most interested in the argument, and to us.

Thus the associations which mislead the judgment, and perpetuate prejudices, are associations of words and things with *feelings* or *sentiments*, and not associations merely of ideas with ideas. The whole classes of ideas formed by the knowing and reflecting faculties, may be associated *ad infinitum*, and if these ideas do not become linked with the propensities and sentiments, no moral prejudices will arise. Ideas of form, colour, order, and impressions of melody, may be associated in ten thousand ways, and faults in taste may perhaps be the consequence ; but unless the associa-

tion embrace feelings and sentiments also, what is called the Conscience, in common speech, is not misled.

PASSION is the highest degree of activity of any faculty, and the passions are as different as the faculties: Thus, a passion for glory is the result of great energy and activity of the faculty of Love of Approbation; a passion for money, of Acquisitiveness; a passion for music, of Tune; a passion for metaphysics, of Causality. Hence there can be no such thing as *fictitious* passions, although such passions are spoken of in various books. Man cannot alter his nature, and every object he can desire must be desired in consequence of its tending to gratify some natural faculty.

PLEASURE and PAIN are affections of the mind arising from the exercise of every faculty. Every faculty, when indulged in its desires, feels pleasure; when disagreeably affected, it feels pain; consequently the kinds of pain and of pleasure are as numerous as the faculties. Hence, one individual, in whom Benevolence is large, delights in generously pardoning offences; and another, in whom Destructiveness and Self-Esteem predominate, feels pleasure in taking revenge. One, in whom Acquisitiveness is large, is happy in the possession of riches; and another, in whom Veneration and Conscientiousness predominate, glories in disdaining the vanity of mankind. Thus pain and pleasure result from, but do not generate, the faculties.

PATIENCE and IMPATIENCE. Patience as a positive feeling, arises from a large development of Benevolence, Veneration, Hope, Conscientiousness, and Firmness, combined with small Self-Esteem. This combination is accompanied with meekness, humility, constancy, and resignation; the constituent elements of a patient and enduring spirit. Apathy may arise from a highly lymphatic temperament, or great deficiency of brain: By persons ignorant of human nature, this state is sometimes mistaken

for patience ; just as the extinction of thought and feeling in a nation is called by a despot repose.

An individual possessing an active temperament, and Self-Esteem, Combativeness, and Destructiveness, larger than Benevolence, Veneration, and Conscientiousness, will be impatient of opposition and contradiction ; one in whom Tune, Time, and Ideality are large, will be impatient of bad music ; one in whom Benevolence, Conscientiousness, and Causality are large, will be impatient of hypocritical and selfish conduct. If the nervous and sanguine temperaments predominate, the organs will be very active, and the individual will be impatient of all slow prosing movements, whether in speech or in action.

JOY and GRIEF. Each propensity desires to attain its object, and the attainment affords to the mind a feeling of gratification. Acquisitiveness desires wealth ; Love of Approbation longs for praise and distinction ; and Self-Esteem pants for authority or independence. The *obtaining of wealth* gratifies Acquisitiveness ; this is attended with a pleasing emotion, which constitutes joy. The *losing of wealth* robs Acquisitiveness of its objects ; this, again, is accompanied with a painful emotion, which is grief. The same remarks may be applied to Love of Approbation, Self-Esteem, and Philoprogenitiveness. When a lovely child is born, the delight experienced by the parents will be in proportion to the ardour of their desire for offspring ; or, in other words, their *joy* will be great in proportion to the strength of their Philoprogenitiveness. If they lose the child, their *grief* will be severe in proportion to the intensity of this feeling, lacerated by the removal of its object.

SYMPATHY is not a faculty, nor is it synonymous with moral approbation. Each faculty of the human mind has a specific constitution, and, in virtue of it, produces specific kinds of feelings, originates or suggests specific kinds of ideas ; and whenever similar faculties are active

in different individuals, similar feelings are experienced by each, and similarity of feeling is sympathy, in one sense of this expression. Hence he who is under a strong feeling of Destructiveness, will delight to join with others in schemes of devastation. He who strongly feels Veneration will join in adoration with the most glowing fervour. He in whom Benevolence is very active, will join in schemes of charity with a melting soul. He who has powerful reflecting faculties, will seek the society of those who reason and reflect. He who has Tune in an eminent degree, will seek the company of those who will gratify it by producing pleasant sounds. He who has the Knowing Faculties most powerful, will seek the company of those who converse, but exercise little reflection: and the reason of the sympathy in each case is to be found in the similarity of the development of the faculties, in the particular individuals who sympathize.

But, in the human mind, the faculties proper to man bear sway over those common to man and brutes: and hence, if one of two individuals have Acquisitiveness strong and Conscientiousness weak, while the other has Acquisitiveness strong and Conscientiousness strong also, these two individuals may not sympathize in their modes of gratifying the inferior propensity; for Conscientiousness will produce feelings of justice in the one, which the other, from the weakness of that faculty, may not experience.

Sympathy is not synonymous with moral approbation. We *approve* of the actions produced by the lower faculties of others, only when these are guided by the faculties proper to man. For example, we never approve of Combativeness, when indulged for the mere pleasure of fighting; nor of Destructiveness, when gratified for the mere delight of doing mischief; nor of Acquisitiveness, when directed to the naked purpose of acquiring wealth. But we approve of the action of these faculties, when directed by morality and understanding. On the contrary, we approve of the

action of the sentiments proper to man, even when unmingled with any other motive. Thus, we approve of charity, from the mere glow of Benevolence; of devotion, from the inward feeling of Veneration; of Justice, from the pure dictates of Conscientiousness. Indeed, actions done apparently from the impulses of these faculties lose in our estimation their character of purity and excellence, in exact proportion to the alloy of the inferior feelings with which we perceive them to be mingled. Kindness in which we perceive interest, is always less valued than when pure and unadulterated. Activity in the service of the public loses its merit in our eyes, in exact proportion as we perceive the motive to be the Love of Approbation, unmingled with Conscientiousness and true Benevolence.

These facts prove the accuracy of the doctrine, that the higher faculties are made to govern the lower; and that man is conscious of feelings, necessary, no doubt, in themselves, but of the gratification of which, when undirected by the superior powers, he himself disapproves. Even the higher sentiments, however, must act conformably to the understanding to be approved of; and excess of veneration, of benevolence, or of scrupulosity, is always regarded as weakness, just as excess of any lower propensity is regarded as vice.

There are some faculties, also, which, from their constitution, do not sympathize in different individuals in whom they are equally active. Thus two individuals, under vivid and improper impulses of Self-Esteem or Love of Approbation, do not sympathize. Two proud men, or two vain men, repel each other, like similar poles of a magnet. There is something so engrossing in these two faculties, that different individuals, under the unrestrained influence of them, are extremely offensive to each other.

The word Sympathy is used to express also that law of human nature by which certain states of the nervous system are communicated to those who witness their mani-

festations in others. When a person yawns, laughs, or weeps, there is a tendency, often irresistible, in the spectators to act in the same manner. The passions of fear, love, courage, wonder, and devotion, are likewise communicable; and hence the greater excitability and vividness of these feelings in a large assembly than in solitude.

HABIT.—Next to Association, Habit makes the most conspicuous figure in the philosophy of Mr Stewart; but in Phrenology it is viewed differently. Dr Johnson defines habit to be “a power in man of doing a thing, acquired by frequent doing it.” Now, before it can be done at all, the faculty and organ on which it depends must be possessed in an available degree; and the more powerful these are, the greater will be the energy with which the possessor will do the thing at first, and the ease with which he will learn to repeat it. George Bidder, the celebrated mental calculator, for example, acquired the habit of solving in his mind, without the aid of notation, and in an incredibly short time, extensive and intricate questions in arithmetic and algebra. Before he could begin to do so, he needed to possess a large organ of Number; but actually possessing this, and the corresponding mental faculty, he made great and rapid progress in the art, and at seven years of age established the *habit*, which struck ordinary persons with so much surprise. Other individuals, possessing a small organ of Number, have unsuccessfully laboured for years to acquire habits of rapid and correct calculation. In like manner, a boy who acquires a habit of quarrelling and fighting at school, manifests strong faculties of Combativeness, Destructiveness, and Self-Esteem; and if these were very deficient, he would acquire such a habit with difficulty, if at all. Habit, therefore, is the result of proneness to a certain course of action, acquired by exercise. It is the organ which acquires activity and superior facility in performing its functions, by being properly used, just as the fingers of

a musician attain increased rapidity and facility of motion by the practice of playing.

TASTE is the result of the *harmonious* action of the faculties generally, in at least a moderate degree of vigour. Thus, the most beautiful poetry is that by which gratification is afforded to the higher sentiments and intellectual powers, without the introduction of any impropriety, extravagance, absurdity, or incongruity, to offend any one of them. If Ideality be in excess, this produces bombast; if Causality predominate too much, it introduces unintelligible refinements; if Wit be excessive, it runs into conceits, epigrams, and impertinences. A picture is in best taste when it delights the Knowing Faculties, Reflection, and the Moral Sentiments, without offending any of them. Thus, if Colouring be too strongly or too weakly exerted, the picture will be defective in taste in its tints; if Form be weak, it may be out of drawing; if Ideality and Colouring predominate over Reflection, it may be glowing and striking, but destitute of dignity and meaning. If Language be over-powerful in an individual, his style will be redundant and verbose; if it be very deficient, the style will be dry, stiff, and meagre: if Eventuality be excessive, he may narrate without reflection; if Reflection be too strong, he will reason without sufficient premises or facts; if the animal propensities predominate, he will be coarse and vulgar; if intellect be stronger than sentiment, he will, though acute and profound, be dry and uninteresting.

PRACTICAL APPLICATION
 OF THE
 PRINCIPLES OF PHRENOLOGY.

UPON the principle before stated, that size is a measure of power, brains may be expected to vary in their general size, in proportion to the degree of mental energy possessed. Our first object, therefore, ought to be to distinguish the size of the brain generally, so as to judge whether it be large enough to admit of manifestations of ordinary vigour; for if it be too small, idiocy is an invariable consequence.

There are several bony eminences on the skull, which do not indicate development of the brain; such as the mastoid processes, immediately behind the lowest part of the ear; the spinous process of the occiput, below Philoprogenitiveness; the zygomatic processes, extending from the cheek-bones to the temples; and the ridge in the middle line of the coronal surface of the skull, covering the longitudinal sinus. A cast of the skull, with a description of the bones and processes, is sold by Mr O'Neil of Edinburgh. See also Plate III.

IDIOT, Aged 20.



Our second object should be to ascertain the relative

proportions of the different parts, so as to determine the direction in which the power is greatest.

The terms used by the Edinburgh phrenologists to denote the gradations of size in the different cerebral organs, are

Very small,	Moderate,	Rather large,
Small,	Rather full,	Large,
Rather small,	Full,	Very large.

Sir John Ross has suggested that numerals may be applied with advantage to the notation of development. He uses decimals ; but these appear unnecessarily minute. The end in view may be attained by such a scale as the following :—

1.	8. Rather small,	15.
2. Idiocy,	9.	16. Rather large,
3.	10. Moderate,	17.
4. Very small,	11.	18. Large,
5.	12. Rather full,	19.
6. Small,	13.	20. Very large.
7.	14. Full,	

The intermediate figures denote intermediate degrees of size, for which we have no names. The advantage of adopting numerals is, that the values of the extremes being known, we can judge more accurately of the dimensions denoted by the intermediate numbers ; whereas it is difficult to apprehend precisely the degrees of magnitude indicated by the terms small, full, large, &c., unless we have seen them applied by the individual who uses them. These divisions have been objected to as too minute ; but by those who have long practised Phrenology, this is not found to be the case. It has even been said that it is *impossible* to distinguish the existence of several of the organs in consequence of their minute size. This objection is obviously absurd. Artizans find it possible not only to distinguish the links in the chain attached to the main-spring of a watch, but to fabricate them : engravers distinguish the minutest lines which they employ to produce

shade in pictures; and printers discriminate at a glance the smallest types used in their art;—compared with which objects the smallest phrenological organ is of gigantic size. There is, however, *difficulty* in distinguishing the size and relative proportions of the minuter organs. But practice has an astonishing effect in giving acuteness to the perception of differences in the appearance of these as well as of other objects. A schoolboy or labourer will confound manuscripts of very different aspects, while a copyist of ten years' standing finds no difficulty in ascribing each of a hundred pages, written by as many individuals, to its writer. When there is a question of forgery in a court of law, the judge remits the writing to an engraver to report whether or not the signature is genuine, because it is known that the familiarity of engravers with the minute forms of written characters enables them to discriminate points of identity and difference which would escape the notice of ordinary observers. How frequently, moreover, do strangers mistake one member of a family for another, although the real difference of features is so obvious to the remaining brothers and sisters that they are puzzled to discover any resemblance!

With respect to the practical employment of the scale above described, it is proper to remark, that as each phrenologist attaches to the terms small, moderate, full, &c., shades of meaning perfectly known only to himself and those accustomed to observe heads along with him, the separate statements of the development of a particular head by two phrenologists, are not likely to correspond entirely with each other in words; but if both be skilful, they will do so in the relative proportions of the organs. It ought to be kept in mind, also, that these terms indicate only the relative proportions of the organs to each other in the same head; but as the different organs may bear the same proportions in a small and in a large head, the terms mentioned do not enable the reader to discover whether the

head treated of be in its general magnitude small, moderate, or large. To supply this information, measurement by callipers is resorted to ; but this is used, not to indicate the dimensions of particular organs, for which purpose it is not adapted, but merely to shew the *general size* of the head.

The following are a few measurements from nature, taken promiscuously from many more in my possession :

Table of Measurements by Callipers.

Males between 25 and 50.	From Occipital Spine to Individuality.	From Occipital Spine to Ear.	From Ear to Individuality.	From Ear to Firmness.	From Destructiveness to Destructiveness.	From Cautionness to Cautionness.	From Ideality to Ideality.
1.	7 ⁵ / ₈	4 ³ / ₈	4 ¹ / ₈	5 ¹ / ₈	5 ¹ / ₈	5 ¹ / ₈	5 ¹ / ₈
2.	6 ³ / ₈	3 ³ / ₈	4 ⁴ / ₈	5 ¹ / ₈	5 ¹ / ₈	5 ¹ / ₈	4 ⁴ / ₈
3.	8 ³ / ₈	4 ¹ / ₈	5 ¹ / ₈	6 ³ / ₈	6 ³ / ₈	6 ³ / ₈	5 ¹ / ₈
4.	7 ⁴ / ₈	4 ⁴ / ₈	5 ¹ / ₈	5 ⁴ / ₈	6 ³ / ₈	6 ³ / ₈	5 ¹ / ₈
5.	8 ¹ / ₈	4 ¹ / ₈	5 ¹ / ₈	5 ⁴ / ₈	6 ³ / ₈	6 ³ / ₈	5 ¹ / ₈
6.	8 ¹ / ₈	4 ¹ / ₈	4 ⁴ / ₈	5 ¹ / ₈	5 ¹ / ₈	5 ¹ / ₈	5 ¹ / ₈
7.	7 ⁴ / ₈	4 ⁴ / ₈	4 ⁴ / ₈	5 ¹ / ₈	6 ³ / ₈	5 ¹ / ₈	5 ¹ / ₈
8.	7 ⁴ / ₈	4 ⁴ / ₈	4 ⁴ / ₈	5 ¹ / ₈	5 ¹ / ₈	5 ¹ / ₈	5 ¹ / ₈
9.	7 ⁴ / ₈	4 ⁴ / ₈	4 ⁴ / ₈	6 ³ / ₈	5 ¹ / ₈	5 ¹ / ₈	5 ¹ / ₈
10.	8 ¹ / ₈	5 ¹ / ₈	5 ¹ / ₈	5 ¹ / ₈	6 ³ / ₈	5 ¹ / ₈	5 ¹ / ₈
11.	7 ² / ₈	4 ³ / ₈	5 ¹ / ₈	5 ¹ / ₈	5 ⁴ / ₈	5 ¹ / ₈	4 ⁴ / ₈
12.	7 ³ / ₈	4 ⁴ / ₈	5 ¹ / ₈	6 ³ / ₈	5 ¹ / ₈	5 ¹ / ₈	4 ⁴ / ₈
13.	7 ³ / ₈	4 ¹ / ₈	4 ² / ₈	5 ⁶ / ₈	5 ¹ / ₈	5 ¹ / ₈	4 ⁴ / ₈
14.	7 ¹ / ₈	3 ⁷ / ₈	4 ⁴ / ₈	5 ⁵ / ₈	6 ³ / ₈	5 ¹ / ₈	5 ¹ / ₈
15.	7 ¹ / ₈	4 ¹ / ₈	4 ⁷ / ₈	5 ⁵ / ₈	6 ¹ / ₈	6 ¹ / ₈	5 ¹ / ₈
16.	7 ⁷ / ₈	4 ⁴ / ₈	5 ³ / ₈	6 ¹ / ₈	6 ¹ / ₈	5 ¹ / ₈	5 ¹ / ₈
17.	7 ² / ₈	4 ⁴ / ₈	5 ¹ / ₈	6 ⁴ / ₈	6 ⁴ / ₈	6 ¹ / ₈	5 ¹ / ₈
18.	7 ¹ / ₈	4 ¹ / ₈	5 ¹ / ₈	5 ¹ / ₈	5 ¹ / ₈	5 ¹ / ₈	4 ⁴ / ₈
19.	8 ¹ / ₈	4 ⁴ / ₈	5 ¹ / ₈	6 ¹ / ₈	6 ¹ / ₈	6 ¹ / ₈	4 ⁴ / ₈
20.	7 ¹ / ₈	4 ⁴ / ₈	4 ⁴ / ₈	5 ¹ / ₈	5 ¹ / ₈	5 ¹ / ₈	4 ⁴ / ₈
	151 ⁵ / ₈	86 ³ / ₈	99 ¹ / ₈	118 ⁴ / ₈	119 ⁵ / ₈	113 ⁷ / ₈	103 ³ / ₈
Total divided by 20 gives average,	7 ⁴ / ₈	4 ³ / ₈	4 ¹ / ₂ ³ / ₈	5 ¹ / ₂ ¹ / ₈	5 ¹ / ₂ ⁶ / ₈	5 ¹ / ₂ ⁴ / ₈	5 ³ / ₂ ³ / ₈

These measurements are taken above the muscular integuments, and shew the size of the different heads in the directions specified ; but I repeat that they are not given as indicative of the dimensions of any particular organs. The callipers are not suited for giving this latter information, for they do not measure length from the medulla oblongata, or projection beyond the planes mentioned on p. 31; neither do they indicate breadth : all of which dimensions must be attended to in estimating the size of individual organs. The average of these twenty heads is probably higher than that of the natives of Britain generally, because there are several large heads among them, and none small.

It ought to be kept constantly in view, in the practical application of Phrenology, that it is the size of each organ in proportion to the others, *in the head of the individual observed*, and not their *absolute size*, or their size in reference to any standard head, that determines the predominance in him of particular talents or dispositions.* Thus, in the head of Bellingham, Destructiveness is very large, and the organs of the moral sentiments and intellect are small in proportion ; and according, to the rule, that, *cæteris paribus*, size is the measure of power, Bellingham's most powerful tendencies are inferred to have been towards cruelty and rage. In several Hindoo skulls in the Phrenological Society's collection, the organ of Destructiveness is small in proportion to the others, and we conclude that the tendency of such individuals would be weakest towards the foregoing passions. But in the head of Gordon, the murderer of a pedlar boy, the absolute size of Destructiveness is less than in the head of Dr Spurzheim ; yet Dr S. was an amiable philosopher, and Gordon an atrocious murderer. This illustrates the rule that we ought not to judge by *absolute size*. In Gordon, the organs of the moral sentiments and intellectual faculties are small in proportion to Destructiveness, which is the largest in the brain ; while

* See *Phrenological Journal*, vol. viii. p. 642.

in Spurzheim, the moral and intellectual organs are more fully developed than Destructiveness. On the foregoing principles, the most powerful manifestations of Spurzheim's mind ought to have been in the department of sentiment and intellect, and those of Gordon's mind in Destructiveness and other animal passions; and their actual dispositions corresponded. Still the dispositions of Spurzheim were affected by the large size of this organ. It communicated a warmth and vehemence of temper, which are found only when it is large, although the higher powers restrained it from abuse. Dr Spurzheim said to me: "I am too angry to answer that attack just now; I shall wait six months;"—and he did so, and then wrote calmly like a philosopher.

It is one object to prove Phrenology to be true, and another to teach a beginner how to observe organs. For the first purpose, we do not in general compare an organ in one head with the same organ in another; because it is the predominance of particular organs in the same head that gives the ascendancy to particular faculties in the individuals; and therefore, *in proving Phrenology*, we usually compare the different organs of the same head. But in learning to observe, it is useful to contrast the same organ in different heads, in order to become familiar with its appearance in different sizes and combinations.

With this view, it is proper to begin with the larger organs; and two persons of opposite dispositions in the particular points to be compared, ought to be placed in juxtaposition, and their heads observed. Thus, if we take the organ of Cautiousness, we should examine its development in those whom we know to be remarkable for timidity, doubt, and hesitation; and we should contrast its appearance with that which it presents in individuals remarkable for precipitancy, and into whose minds doubt or fear rarely enters. Or a person who is passionately fond of children may be compared in regard to the organ of Phi-

loprogenitiveness, with another who regards them as an intolerable annoyance. No error is more to be avoided than beginning with the observation of the smaller organs, and examining these without a contrast.

An objection is frequently stated, that persons having large heads have "little wit," while others with small heads are "very clever." The phrenologist never compares intellectual ability with the size of the brain in general; for a fundamental principle of the science is, that different parts of the brain have different functions, and that hence the *same absolute quantity* of brain, if consisting of intellectual organs, may be connected with the highest genius,—and, if consisting of the animal organs, lying in the basilar and occipital regions of the head, may indicate the most fearful energy of the lower propensities. The brains of the Caribs seem to be equal in absolute size to those of average Europeans; but the chief development of the former is in the animal organs, while the latter are far superior in the organs of moral sentiment and intellect: and no phrenologist would expect the one people to be equal in intelligence and morality to the other, merely because their brains are equal in absolute magnitude. The proper test is to take two heads, in sound health and similar in temperament, age, and exercise, in each of which the several organs are similar in their proportions, but the one of which is large, and the other small; and then, if the preponderance of power of manifestation be not in favour of the first, Phrenology must be abandoned as destitute of foundation.

In comparing the brains of the lower animals with the human brain, the phrenologist looks solely for the reflected light of analogy to guide him in his researches, and never finds a direct argument in favour of the functions of the different parts of the human brain upon any facts observed in regard to the lower animals; and the reason is, that such different species of animals are too dissimilar in constitu-

tion and external circumstances to authorize him to draw positive results from comparing them. Many philosophers, being convinced that the brain is the organ of the mind, and having observed that the human brain is larger than that of the majority of tame animals, as the horse, dog, and ox, have attributed the mental superiority of man to the superiority in absolute size of his brain; but the phrenologist does not acknowledge this conclusion as in accordance with the principles of his science. The brain in one of the lower creatures may be very large, and, nevertheless, if it be composed of parts appropriated to the exercise of muscular energy or the manifestation of animal propensities, its possessor may be far inferior in understanding or sagacity to another animal having a smaller brain, but composed chiefly of parts destined to manifest intellectual power.* Whales and elephants have brains larger than that of man, and yet their sagacity is not equal to his; but nobody has shewn that the parts destined to manifest intellect are proportionably larger in these animals than in man; and hence, the superior intelligence of the human species is no departure from the general analogy of nature. I repeat, however, that it is improper to expect accurate results of any kind from a comparison of the brains of different species of animals.

In like manner, the brains of the monkey and the dog are smaller than those of the ox, hog, and ass, and yet the former approach nearer to man in regard to their intellectual faculties. To apply the principles of Phrenology to them, it would be necessary to ascertain, first, that the brain, in structure, constitution, and temperament, is precisely similar in the different species compared (which it is not);† then to discover what parts manifest intellect, and what propensity, in each species; and, lastly, to com-

* Spurzheim's *Phrenology*, sect. iii. ch. 2. p. 24.

† This subject is fully and ably discussed in *The Annals of Phrenology*, vol. ii. pp. 38-49; and by Dr Caldwell in *The Phrenological Journal*, vol. x. p. 27.

pare the power of manifesting each faculty with the size of its appropriate organ. If size were found not to be a measure of power, then the rule under discussion would fail in that species : but even this would not authorize us to conclude that it did not hold good in regard to man ; for human Phrenology is founded, not on analogy, but on positive observations. Some persons are pleased to affirm, that the brains of the lower animals consist of the same parts as the human brain, only on a smaller scale ; but this is highly erroneous. If the student will procure brains of the sheep, dog, fox, calf, horse, or hog, and compare them with the human brain, or with the casts of it sold in the shops, he will find a variety of parts wanting in these animals, especially the convolutions which form the organs of the moral sentiments.*

Nature admits of no exceptions, and a single instance of decidedly vigorous manifestations, with a small organ, disease being absent, would overturn all previous observations in favour of that organ. But men are liable to err ; and although an individual phrenologist may have called an organ small, the manifestations of which are powerful, or *vice versa*, this is not to be precipitately charged against nature as an exception. Chemists occasionally fail in experiments, mathematicians err in demonstration, arithmeticians are wrong in calculations ; and, in like manner, phrenologists may commit mistakes in observing cerebral development. The test in such cases is, to compare the organ in regard to which an apparent discrepancy has occurred, with the same organ in the head of a person whose general temperament, size of brain, and mental cultivation, are similar, but whose powers of manifestation, in respect of this particular faculty, are *known* to be diametrically opposite. If the organs be not perceived by an ordinary eye to differ, then the exception is proved. I have seen conviction carried home to an opponent by such an appeal

* See *Phrenological Journal*, vol. ix. p. 514.

to nature, when he imagined himself sure of a triumph on the score of an error committed by an observer.

If, in each of two individuals, the organs of the propensities, sentiments, and intellect, be equally balanced, the general conduct of one may be vicious, and that of another moral and religious. But the question here is not one of natural disposition, but one of direction and excitement merely. In cases where an equal development of all the organs exists, direction depends on *external* influences, and then no phrenologist, by merely observing the size of the organs, pretends to tell what faculties have been most cultivated. I have already (p. 18) pointed out the distinction between power and activity in the faculties, and observed that an active temperament is the first cause of activity ; I proceed to remark, that

The *second* cause of *activity* is particular combinations of organs. The largest organs in each head have the greatest, and the smallest the least, tendency to natural activity.

This law of our constitution is of great practical importance. If an individual have an active temperament and large organs, they generate strong desires, sentiments, or intellectual conceptions, involuntarily. If provided with suitable objects on which they may exert their energies, they conduce to the highest enjoyment, and lay the foundation of the greatest usefulness. If not so provided, they give rise to the most painful emotions. If Love of Approbation be large, it excites an ardent desire of applause ; should no merit be possessed to command esteem, it cannot obtain gratification, and painful dissatisfaction is the consequence. Self-Esteem very large prompts to the assumption of airs of consequence, and to exaggerated opinions of self ; and, when uncontrolled, exposes the possessor to endless mortifications. Combativeness and Destructiveness very large and undirected, prompt the mind to watch for occasions of offence, and embitter every hour by furious ebullitions. A long train of diseases, in common language

styled nervous affections, results from the mental faculties and organs being unprovided with proper objects on which their activity may be exerted. Unless the brain be very small, or constitutionally inactive, occupation must be obtained, otherwise the organs unexercised generate the most painful feelings. Education and literature, as means of directing and occupying the faculties, are of vast importance : when these are not possessed, animal pleasures, or the follies of fashionable life, are resorted to for the sake of excitement.

A certain combination in size, namely, large Combative-ness, Destructiveness, Hope, Firmness, Acquisitiveness, and Love of Approbation, is commonly attended with activity ; and another combination, namely, small or moderate Combative-ness, Destructiveness, Firmness, and Acquisitiveness, with large Hope, Veneration, and Benevolence, is frequently accompanied with less activity in the mental character.

The *third* cause of *activity* is exercise. Suppose that two individuals possess organs and temperaments exactly similar, but that one is highly educated, and the other left entirely to the impulses of nature ; the former will manifest his intellect with higher activity as well as power than the latter ; and hence it is argued, that size is not in all cases a measure of power.

Here, however, the requisite of *cæteris paribus* does not hold. An important condition is altered, and the phrenologist uniformly allows for the effects of education before drawing positive conclusions.* The objector may perhaps push his argument farther, and maintain, that if exercise thus increases power, it is impossible to draw the line of distinction between power derived from this cause and that which proceeds from size in the organs, and that hence the real effects of size can never be determined. In

* *Phrenological Transactions*, p. 303.

reply it may be observed, that education may cause the faculties to manifest themselves with the highest degree of power *which the size of the organ will permit*, but that size fixes a limit which education cannot go beyond. Dennis, we may presume, received some improvement from education; but it did not render him equal to Pope, much less to Shakspeare or Milton: therefore, if we take two individuals whose brains are equal in temperament and health, but whose organs differ in size, and educate them alike, the advantages in power and attainments will be greatest in the direct ratio of the size. Thus the objection ends in this,—that if we compare brains in opposite conditions, we may be led into error—which is granted; but this is not in opposition to the doctrine, that, *cæteris paribus*, size determines power. Finally, extreme deficiency in size produces incapacity for education, as in idiots; while extreme development, if healthy, combined with an active temperament, as in Shakspeare, Burns, and Mozart, anticipates its effects, in so far that the individuals educate themselves.

In saying, then, that, *cæteris paribus*, size is a measure of power, phrenologists demand no concessions which are not made to physiologists in general, among whom they rank themselves.

This doctrine is not to be held as implying that power is the only, or even the most valuable quality, which a mind, in all circumstances, can possess. To drag artillery over a mountain, or a ponderous car through the streets of London, we would prefer an elephant, or a horse of great size and muscular power; while, for graceful motion, agility, and nimbleness, we would select an Arabian palfrey. In like manner, to lead men in gigantic and difficult enterprises,—to command by native greatness in perilous times, when law is trampled under foot,—to call forth the energies of a people, and direct them against a tyrant at home, or an alliance of tyrants abroad,—to stamp the im-

press of a single mind upon a nation,—to infuse strength into thoughts, and depth into feelings, which shall command the homage of enlightened men in every age;—in short, to be a Bruee, Bonaparte, Luther, Knox, Demosthenes, Shakspeare, or Milton, a large brain is indispensably requisite: but to display skill, enterprise, and fidelity, in the various professions of civil life,—to cultivate, with success, the less arduous branches of philosophy,—to excel in acuteness, taste, and felicity of expression,—to acquire extensive erudition and refined manners, a brain of a moderate size is perhaps more suitable than one that is very large; for, wherever the energy is intense, it is rare that delicacy, refinement, and taste, are present in an equal degree. Individuals possessing brains of a moderate size easily find their proper sphere, and enjoy scope for all their energy. In ordinary circumstances they distinguish themselves, but sink when difficulties accumulate around them. Persons with large brains, on the other hand, do not readily attain their appropriate place; common occurrences do not rouse or call them forth, and, while unknown, they are not trusted with great undertakings. Often, therefore, such men pine and die in obscurity. When, however, they attain their proper element, they are conscious of greatness, and glory in the expansion of their powers; their mental energies rise in proportion to the obstacles to be surmounted, and blaze forth in all the magnificence of genius, when feebler minds would sink in despair.

Men in general willingly obey a person in authority, whose head is large and favourably proportioned; because they feel natural greatness coinciding with adventitious power. If, on the other hand, the head is small, or large only in the organs of the propensities, the individual is felt to be inferior in spite of his artificial elevation, and is opposed, despised, or hated.

Bonaparte, Washington, Sir Edward Parry, and many others, present a favourable specimen of the former; while,

among living men in authority, numerous examples of the latter are also to be met with.

Great general size and great activity combined, constitute the natural elements of the highest genius.

A few practical observations shall now be given in farther illustration of the principles here expounded.

COMBINATIONS IN SIZE, OR EFFECTS OF THE ORGANS WHEN COMBINED IN DIFFERENT RELATIVE PROPORTIONS.

The primitive function of each organ was *discovered*, by observing cases in which it decidedly predominated over, or fell short of, other organs, in point of size; and by similar observations each must still be verified. After the discovery is established, its practical application deserves attention. Every individual possesses all the organs, but they are combined in different degrees of relative size in different persons; and the manifestations of each are modified, in some degree, by the influence of those with which it is combined.

Dr Gall, in considering the combinations of the organs, divides men into six classes;* but I here confine myself to three rules which may be laid down for estimating the effects of differences in relative size, occurring in the organs of the same brain.

RULE FIRST.—Every faculty desires gratification with a degree of energy proportioned to the size of its organ; † and those faculties will be habitually indulged, the organs of which are largest in the individual.

Examples.—If all the organs of the propensities be large, and all the organs of the moral sentiments small, the individual will be naturally prone to animal indulgence in

* *Sur les Fonctions du Cerveau*, tom. i. p. 310, 8vo.

† The condition *ceteris paribus* is always understood, and therefore need not be repeated in treating of the effects of size.

the highest degree, and disposed to seek gratification in the directest way, and in the lowest pursuits.

Bellingham, Hare, p. 29, Linn, p. 53, and Mary Macinnes, are illustrations of this combination, and their manifestations corresponded.

If, on the other hand, the organs of the moral sentiments and intellect greatly predominate, the individual will be naturally prone to moral and intellectual pursuits; such persons are "a law unto themselves." The heads of Melancthon, p. 29, the Reverend Mr M., p. 53, and Dr Hette, p. 84, are examples of this combination, and may be contrasted with those last mentioned.

RULE SECOND.—As there are three kinds of faculties, animal, moral, and intellectual, which are not homogeneous in their nature, it may happen that several large animal organs are combined in the same individual with several moral and intellectual organs highly developed. The rule then will be, that the lower propensities will take their *direction* from the higher powers; and such a course of action will be habitually followed, as will be calculated to gratify the whole faculties whose organs are large.

Examples.—If the organs of Acquisitiveness and Conscientiousness be both large, stealing might gratify Acquisitiveness, but it would offend Conscientiousness. According to the rule now stated, the individual would endeavour to gratify both, by acquiring property by lawful industry. If Combativeness and Destructiveness be large, and Benevolence and Conscientiousness as fully developed, wanton outrage and indiscriminate attack might gratify the first two faculties, but they would outrage the last two; and hence the individual would seek for situations calculated to gratify all four, and these may be found in the ranks of an army embodied for the defence of his country, or in moral and intellectual warfare waged against the patrons of corruption and abuse in Church and State. Luther,

Knox, and many other benefactors of mankind, were probably actuated by such a combination of faculties.

If the cerebellum be very large, and Philoprogenitiveness, Adhesiveness, and Conscientiousness deficient, the individual will be prone to the directest gratifications of the animal appetite; if the latter organs be large, he will perceive that wedlock affords the only means of pleasing this whole group of faculties.

If Benevolence, Self-Esteem, and Acquisitiveness be all large, giving charity may gratify the first; but unless the individual be very rich, the act of parting with property may be disagreeable to the last two faculties: he would therefore prefer to gratify Benevolence by doing acts of personal kindness; he would sacrifice time, trouble, influence, and advice, to the welfare of others, but not property. If Benevolence were *small*, with the same combination, he would not give either money or personal service.

If Love of Approbation large be combined with large Ideality and moderate reflecting faculties, the individual will be ambitious to excel in the splendour of his equipage, style of living, dress, and rank. If to the same combination be added a powerful intellect and large Conscientiousness, moral and intellectual excellence will be preferred as the means of obtaining the respect of the world.

If Self-Esteem large be combined with deficient Benevolence, Love of Approbation, and Conscientiousness, the individual will be prone to gratify his selfish feelings, with little regard to the good opinion or the just claims of society. If Self-Esteem large be combined with large Love of Approbation and Conscientiousness, the former will produce only that degree of self-respect which is essential to dignity of character, and that degree of independence of sentiment without which even virtue cannot be maintained.

If large Cautiousness be combined with deficient Combativeness, the individual will be extremely timid. If Com-

bativeness be large and Cautiousness small, reckless intrepidity will be the result. If Combativeness be equally large with Cautiousness, the individual will display courage regulated by prudence. If Cautiousness, Conscientiousness, Self-Esteem, Secretiveness, and Love of Approbation be all large, and Combativeness moderate, bashfulness or *mauvaise honte* will be the consequence. This feeling is the result of the fear of not acquitting one's self to advantage, and thereby compromising one's personal dignity.

If Veneration and Hope be large, and Conscientiousness and Benevolence small, the individual will be naturally fond of the act of religious worship, but averse to the practice of charity and justice. If the proportions be reversed, the result will be a natural disposition to charity and justice, with no great tendency to the exercise of devotion. If all the four organs be large, the individual will be naturally inclined to render homage to God, and discharge his duties to men. If Veneration large be combined with large Acquisitiveness and Love of Approbation, the former sentiment may be directed to superiors in rank and power, as the means of gratifying the desires for wealth and influence depending on the latter faculties. If Veneration small be combined with Self-Esteem and Firmness large, the individual will not naturally look up to superiors in rank.

The intellectual faculties will naturally tend to such employments as are calculated to gratify the predominant propensities and sentiments. If the organs which constitute a genius for painting be combined with large Acquisitiveness, the individual will paint to become rich; if combined with Acquisitiveness small, and Love of Approbation large, he would probably labour for fame, and starve while attaining it.

Talents for different intellectual pursuits depend upon the combinations of the knowing and reflecting organs in certain proportions. Form, Size, Colouring, Individuality,

Ideality, Imitation, and Secretiveness large, with Locality small, will constitute a portrait, but not a landscape, painter. Diminish Form and Imitation, and increase Locality, and the result will be a talent for landscape, but not for portrait, painting. If to Individuality, Comparison, and Causality, all large, an equally well developed organ of Language be added, the result will be a talent for authorship or public debate ; if Language be small, the other faculties will be more prone to seek gratification in the business of life, or in abstract philosophy.

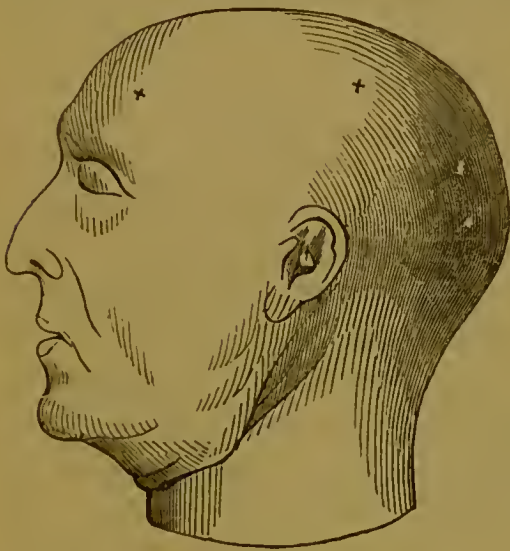
The principle of this rule solves cases which often appear inexplicable to superficial observers. In Quaker Geddes, as drawn by Sir Walter Scott in *Redgauntlet* (and many such individuals exist in nature), Combative-ness and Destructiveness are kept in check by the moral sentiments and reflection, so as in no instance to be permitted to repel violence by violence. The question is frequently asked, What, in such cases, becomes of the organs ? The answer is, that they are present, and perform their usual functions. The individual in question is represented as full of moral intrepidity and energy of character ; and this is the result of Combative-ness and Destructiveness, directed by the superior faculties. If these organs were small, those of the higher powers being large, the consequence would be a deficiency of active and energetic qualities of mind in situations attended with violence and contention. In no instance, therefore, is it a matter of indifference to the dispositions and character of the individual, whether any particular organ be large or small. To estimate the effect produced on the character by a large organ, the manifestations of which appear to be suppressed, we should consider what the result would be if that organ were small, while all the others retained their original proportions.

In like manner, an organ greatly deficient in size cannot be compensated by other organs, however large. If

Conscientiousness be deficient, although Benevolence and Veneration be large, there may be kindness without justice, and piety without integrity. Some men are too generous to be just, and others, though devout, are prone to dishonesty. These characters result from this combination.

RULE THIRD.—Where all the organs appear in nearly equal proportions to each other, the individual, if left to himself, will exhibit opposite phases of character, according as the animal propensities or moral sentiments predominate for the time. He will pass his life in alternate sinning and repenting. If external influence be brought to operate upon him, his conduct will be greatly modified by it: if he be placed, for instance, under severe discipline and moral restraint, these will cast the balance for the time, in favour of the higher sentiments; if exposed to the sollicita-

MAXWELL.



tion of profligate associates, the animal propensities will probably obtain triumphant sway. Maxwell, who was executed for housebreaking and theft, is an example of this combination. In him the three orders of organs are amply developed:—while subjected to the discipline of the

army he preserved a fair reputation; but when he fell into the company of thieves, he adopted their practices and was hanged.

The principles now laid down remove an objection that has frequently been stated, viz. that as different combinations modify the manner in which the faculties are mani-

fested, and as the functions of the parts at the base of the brain are still undiscovered, no certainty can be obtained regarding the functions even of the higher parts ; because, say the objectors, all the manifestations actually perceived may be the result of the joint action of the known and unknown parts, and hence it is impossible to determine the specific functions of each. The answer to this objection is, that the function of each organ remains invariable, whatever direction the manifestations may take, in consequence of its acting in combination with other organs. Hence, if we suppose the parts at the base of the brain to be the organs of Hunger and Thirst, as several facts have been thought to indicate, then Tune combined with these parts large would produce bacchanalian songs ; if combined with these small, and Veneration large, hymns would be the form of its manifestation ; but, in either case, Tune would perform only its primitive function of producing melody.

COMBINATIONS IN ACTIVITY.

Where several organs are large in the same individual, they have a natural tendency to combine in activity, and to prompt him to a line of conduct calculated to gratify them all. Where, however, all or the greater part of the organs are possessed in nearly equal proportions, important practical effects may be produced, by establishing combinations in activity among particular organs, or groups of organs. For example, if Individuality, Eventuality, Ideality, Causality, Comparison, and Language be all large, they will naturally tend to act together, and the result of their combined activity will be a natural talent for public speaking or literary composition. If Language be small, it will be extremely difficult to establish such a combination in activity, and these natural talents will be deficient ; but if we take two individuals, in both of whom this group of organs is of

an average size, and if we train one of them to a mechanical employment, and the other to the bar,—in the latter, the reflecting organs and that of Language will be trained to act together, and the result will be an acquired facility in writing and debate; whereas, in the former, in consequence of the organ of Language never having been accustomed to act in combination with those of intellect, this facility would be wanting. On the same principle, if a person, having an excellent endowment of the organs of the propensities, sentiments, and intellect, were introduced for the first time into higher society than that in which he had been accustomed to move, it might happen that he would lose for a moment the command of his faculties, and exhibit an unhappy specimen of awkwardness and embarrassment. This would arise from irregular and unharmonious action in the different faculties and organs: Veneration, powerfully excited, would prompt him to manifest profound respect; Love of Approbation would inspire him with a strong desire to exhibit a pleasing and becoming appearance; Cautiousness would produce alarm lest he should fail in any essential of good breeding; Self-Esteem would feel compromised by embarrassment stealing on the mind; and the intellect, distracted by these conflicting emotions, would be unable to regulate the conduct according to the rules of propriety. When familiarized with the situation, the sentiments would subside into a state of more harmonious action; the intellect would assume the supremacy; and then the individual might become the idol and ornament of the circle in which he had made so awkward a *débüt*.

It is in virtue of this principle that education produces its most important effects. If, for instance, we take two individuals, in each of whom all the organs are developed in an average degree, and if one of them have been educated among persons of sordid and mercenary dispositions, Acquisitiveness and Self-Esteem being cultivated in

him into a high degree of activity, self-interest and personal aggrandizement will be viewed as the great objects of life. If Love of Approbation were trained into combined activity with these faculties, it would desire distinction in wealth or power; if Veneration were trained to act in concert with them, it would take the direction of admiring the rich and great; and Conscientiousness, not being predominantly vigorous, would only intimate that such pursuits were unworthy, without possessing the power, by itself, of overcoming or controlling the whole combination against it. If the other individual, possessing the same development, were trained amidst moral and religious society, in whose habitual conduct the practice of benevolence and justice towards men, and veneration towards God, was the leading object, then Love of Approbation, acting with this combination, would desire esteem for honourable and virtuous actions; and Acquisitiveness would be viewed as the means of procuring gratification to these higher powers, but not as itself an object of paramount importance. The practical conduct of the two individuals might be very different in consequence of this difference of training.

The principle now under discussion is not inconsistent with the influence of size; because it is only in individuals in whom the several organs are nearly on an equality in point of size that so great effects can be produced by combinations in activity. In such cases, the phrenologist, in estimating the effects of size, always inquires into the education bestowed.

The doctrine of combinations in activity explains several other mental phenomena of an interesting nature. In viewing the heads of the higher and lower classes of society, we do not perceive the animal organs preponderating in point of size in the latter, and the moral sentiments in the former, in any very palpable degree. The high polish, therefore, which characterizes the upper ranks, is the result of

sustained harmony in the action of the different faculties, and especially in that of the moral sentiments, induced by long cultivation ; while the rudeness observable in some of the lower orders results from a predominating combination in activity among the lower propensities. The awkwardness that frequently characterises them arises from the propensities, sentiments, and intellect not being habituated to act together. If, however, an individual is very deficient in the higher organs, he will, although born and educated in the best society, remain vulgar in consequence of this defect, in spite of every effort to communicate refinement by training ; while, on the other hand, if a very favourable development of the organs of the higher sentiments and intellect be possessed, the individual, in whatever rank he moves, will have the stamp of Nature's nobility.

Several moral phenomena also, which were complete enigmas to the older metaphysicians, are explained by this principle. Dr Adam Smith, in his *Theory*, chapter ii., "On the influence of fortune upon the sentiments of mankind, with regard to the merit and demerit of actions," states the following case :—A person throws a large stone over a wall into the public street, without giving warning to those who are passing, and without regarding where it may fall. If it light upon a person's head, and knock out his brains, we would punish the offender pretty severely ; but if it fall upon the ground, and hurt nobody, we would be offended with the same measure of punishment, which, in the former event, we would reckon just ; and yet the demerit in both cases is the same. Dr Smith gives no theory to account for these differences of moral determination. Phrenology explains them. If the stone fall upon an unhappy passenger, Benevolence in the spectator is outraged ;—if the sufferer had a wife and family, Philoprogenitiveness and Adhesiveness are offended. Cautiousness also is excited, by the idea that we might have shared the same fate. All these rouse Destructiveness ; and the whole together loudly

demand a smart infliction on the transgressor to appease them. In the other event, when the stone falls to the ground, and hurts nobody, the only faculties excited are the intellect, Conscientiousness, and probably Cautiousness; and these calmly look at the motive of the offender, which probably was mere thoughtless levity, and enact a slight punishment against him. The proper sentence, in such a case, is that which would be pronounced by the intellect and moral sentiments acting in combination, uninfluenced by the lower propensities.

In like manner, when a person becomes judge in his own cause, Self-Esteem, Acquisitiveness, and probably Combativeness and Destructiveness, roused by the conduct of the opposite party, mingle their influence with that of Conscientiousness, and the result is frequently a determination the very opposite of justice. When a neutral person is appointed as judge, Conscientiousness and the intellect alone are called into activity, and absolute justice is the result of a powerful sentiment of Conscientiousness, thoroughly enlightened by an acute and well-informed understanding. In party politics, Adhesiveness, Love of Approbation, and Benevolence, not to mention Combativeness and Destructiveness, are extremely apt to enter into vivid activity, in surveying the conduct of an individual who has distinguished himself by zealous efforts on our own side; and our judgment of his conduct will, in consequence, be the determination of the intellect and Conscientiousness, disturbed and led astray by these inferior feelings.

ON MATERIALISM.

The objection that Phrenology leads to materialism has been frequently urged against the science; but it appears singularly unphilosophical, even upon the most superficial consideration. There are two questions, very different in

themselves, which are often confounded. The one is, On what is the mind dependent for *existence*? The other, On what is it dependent for its power of *manifesting itself in this life*? Phrenologists declare themselves unable to decide upon the former point; but they maintain, that facts demonstrate the power of manifestation to depend on the condition of the brain. When a phrenologist says, that "the mental qualities and capacities are *dependent* upon the bodily constitution," the sentence should be completed, "not for *existence*, but for the *power of acting in this material world*."* Phrenology, therefore, viewed as the assertion of certain physical facts, cannot, if unfounded, lead logically to any result, except the disgrace and mortification of its supporters. On such a supposition, it cannot overturn religion, or any other *truth*; because, by the constitution of the human intellect, error constantly tends to resolve itself into nothing, and to sink into oblivion; while truth, having a real existence, remains permanent and impregnable. In this view, then, the objection that Phrenology leads to materialism is absurd. If, on the other hand, the science be held to be a *true interpretation of nature*, and if it be urged, that, nevertheless, it leads fairly and logically to materialism, then the folly of the objection is equally glaring; for it resolves itself into this—that materialism is the constitution of nature, and that Phrenology is dangerous, because it makes that constitution known.

The charge assumes a still more awkward appearance in one shape in which it is frequently brought forward. The objector admits that the mind uses the body as an instrument of communication with external nature, and maintains that this fact does not necessarily lead to materialism. In this I agree with him; but I cannot perceive how it should lead nearer to this result, to hold that each faculty manifests itself by a peculiar organ. In short, in whatever

* See *Phren. Jour.* vol. ii. p. 148.

point of view the system is regarded, whether as true or false, the objection of materialism is futile and unphilosophical ; and one must regret that it should have been brought forward in the name of Religion, because every imbecile and unfounded attack against Philosophy, made in this sacred name, tends to diminish the respect with which it ought always to be invested.

The question of materialism itself, however, as a point of abstract discussion, has of late excited considerable attention ; and I shall offer a few remarks upon its general merits. In entering on the subject, it is proper to take a view of the nature and extent of the point in dispute, and of the real effect of our decision upon it. The question then is, Whether the *substance* of which the thinking principle is composed be matter or spirit ? And the effect of our decision, let it be observed, is not to *alter the nature of that substance*, whatever it is, but merely to adopt an opinion consonant with, or adverse to, a fact in nature over which we have no control. Mind, with all its faculties and functions, has existed since the creation, and will exist until the human race becomes extinct ; and no opinion of man concerning the cause of its phenomena can have the least influence over that cause itself. The mind is invested by nature with all its properties ; and these it will possess, and manifest, and maintain, let men think, and speak, and write, what they will, concerning its substance. If the Author of Nature has invested the mind with the quality of endless existence, it will, to a certainty, flourish in immortal youth, in spite of every appearance of premature decay. If, on the other hand, He has limited its existence to this passing scene, and decreed that it shall perish for ever when the animating principle passes from the body, then all our conjectures, arguments, discussions, and assertions, respecting its immortality, will not add one day to its existence. The opinions of man, therefore, concerning the substance of the mind, can have no influence whatever

in changing or modifying that substance itself; and if so, as little can these opinions undermine the constitution of the mind, or its relations to time and eternity, on which, as their foundations, morality and religion must and do rest as on an immutable basis. According to Phrenology, morality and natural religion originate in, and emanate from, the primitive constitution of the mental powers themselves. Innumerable observations have proved, that faculties and organs of Benevolence, Hope, Veneration, Justice, and Reflection exist. Now, our believing that the mind will die with the body will not pluck these sentiments and powers from the soul; nor will our believing the mind to be immortal, implant a single faculty more in our constitution. They would all remain the same in function and constitution, and render virtue amiable, and vice odious, although we should believe the mind to be made of dust, just as they would do were we to believe it to be a more immediate emanation from the Deity himself.

In short, this question of materialism is one of the most vain, trivial, and uninteresting that ever engaged the human intellect; and nothing can be more unphilosophical, and more truly detrimental to the interests of morality and religion, than the unfounded clamour (or cant shall I call it?), which has been poured forth from the periodical journals about the dangers attending it. A manly intellect, instead of bowing before prejudice, would dissipate it, by shewing that the question is altogether an illusion, and that, adopt what opinion we will concerning the substance of the mind, every attribute belonging to it must remain unaltered and unimpaired.

But, not to stop in our investigation till we have reached the goal, we may inquire whether it be possible to discover the substance of which the mind is composed, and to determine whether it be material or immaterial. The first step in this investigation is to ascertain what means we

possess of arriving at a knowledge of the essence of the mind. All our knowledge must be derived either from consciousness or from observation. Now, by reflecting on what we feel, we discover nothing concerning the substance or essence of the thinking being. We do not feel a spiritual essence stirring within us, and elaborating sentiment and thought; and neither do we feel a *material substance* producing these effects. We are conscious of feelings and emotions, of friendships and attachments, of high conceptions and glorious thoughts: but whether these originate from matter or spirit; whether the first embryo substance of reflection dwelt lowly in the dust, or soared a pure ethereal essence amid the regions of boundless space, before it was constituted a part of us; whether God, in creating man, was pleased to invest his material organs with the property of thought, or to infuse into him a portion of immaterial fire;—on all these points consciousness gives us no information. A great deal of popular delusion, indeed, has been kept alive on this point, by the fact being overlooked, that we are not conscious of the operations of the brain. Men in general, because they are sensible only of thought and feeling, and not of the movements of any material organ performing these acts of the mind, imagine that it is necessarily an immaterial essence which is thinking and feeling within them; but they are equally unconscious of the contraction and relaxation of the muscles, and they might as well imagine that the legs and arms are moved, not by material organs, but by the direct impulse of spirit, as entertain the supposition in question. In short, the truly philosophical conclusion is, that, by means of *consciousness*, we are unable to discover of what substance the thinking principle is composed.

Does *observation*, then, throw a stronger and steadier light upon this long-agitated question? The mental organs, while in health, and in the natural state in which their functions are most perfectly performed, are completely hid

from inspection. No eye can penetrate the integuments of the head, and the tables of the skull, and the *dura mater*, to obtain a view of the operations performed in the brain, while the thoughts run high, and the sentiments swell with emotion; and when external injury or disease removes these coverings, the mind does not then disport itself in all the vigour of its healthy action. Besides, even when all these external obstacles to inspection are removed, it is only the surface of the convolutions which is perceived; and the soul may be enthroned in the long fibres which extend from the surface to the *medulla oblongata*, and thought may be elaborated there, and still evade detection. These are mere conjectures; but it is certain that no trace of thought or feeling has ever been detected in the brain during life: thought is a process altogether beyond the cognizance of any of our senses. It may be said, however, that death will solve the question, and allow the whole secrets of the soul to be disclosed; but, alas! when the pulse has ceased to beat and the lungs to play, the brain presents nothing to our contemplation but an inert mass, of a soft and fibrous texture, in which no thought can be discerned, no sentiment perceived, and no immaterial spirit traced; so that, from inspecting it, even imagination receives no food for conjecture, as to the presence or absence of an immaterial guest while life and health animated its folds.

Observation, therefore, reveals as little as does consciousness in regard to the substance of the human mind; and as no other modes of arriving at certain knowledge are open to man, the solution of the question appears to be placed completely beyond his reach. In short, to use an observation of Dr Spurzheim, Nature has given man faculties fitted to observe phenomena as they at present exist, and the relations subsisting among them; but has denied to him powers fitted to discover, as a matter of direct perception, either the beginning, or the end, or the

essence, of any thing under the sun : we may amuse our imaginations with conjectures, but shall never arrive at truth, when we stray into these interdicted regions.

The solution of the question, therefore, is not only unimportant, but impossible ; and this leads me to observe, that no idea can be more erroneous than that which supposes the dignity and future destiny of man as an immortal being, to depend of necessity on the substance of which he is made.

Let us allow to the materialists, for the sake of argument, that the brain is the mind, and that medullary matter thinks,—what then? If in fact it do so, it must be the best possible substance for thinking, just because the Creator selected it for the purpose, and endowed it with this property. In this argument the religious constantly forget that the same Omnipotent hand made the brain that created the mind and the universe itself, and that, in the dedication of every cerebral convolution to its objects, be they thinking or any other process, the Divine Wisdom is as certainly exercised as in impressing motion on the planets, or infusing light and heat into the sun. If therefore God has, in fact, made the brain to think, we may rest assured that it is exquisitely and perfectly adapted for this purpose, and that His objects in creating man will not be defeated on account of His having chosen a *wrong substance* out of which to constitute the thinking principle. But what *are* his objects in creating man? This brings us to the jet of the question at once. Some authors make materialism the foundation of atheism, and wish us to believe that the best evidence of the Divine intention in creating the human soul, is to be found in discovering the *substance* of which it is made ; and they insinuate, that if it be constituted of a very refined and dignified material, it must be intended for magnificent destinies ; while, if it be composed of a rude and vulgar stuff, it must be intended to live only in this lower world. Here, however, sense and

logic equally fail them ; for no principle in philosophy is more certain than that, from a knowledge of the mere substance of any thing, we cannot infer for what ends it is fitted. Exhibit to a human being every variety of imaginable essence, and if you allow him to know no more of its properties than he can discover by examining its elements, he will be utterly incapable of telling whether it is calculated to endure only for a day, or to last to eternity. The materialist, therefore, is not entitled, even from the supposed admission that medullary matter thinks, to conclude that the human being cannot be immortal and responsible. The true way of discovering for what end man has been created, is to look to the *faculties* with which he has been endowed, trusting that the substance of which he is composed is perfectly suited to the objects of his creation. Now, when we inquire into the faculties, we find the thinking principle in him to differ, not only in *degree*, but in *kind*, from that of the lower animals. The latter have no faculty of Justice, to indicate to them that the unrestrained manifestation of Destructiveness or Acquisitiveness is wrong ; they have no sentiment of Veneration, prompting them to seek a God whom they may adore ; they have no faculty of Hope, pointing out futurity as an object of ceaseless interest and contemplation, and leading them to expect a life beyond the grave ; and their understanding is so limited as to be satisfied with little knowledge, and to be insensible to the comprehensive design and glories of creation. Man, then, being endowed with qualities which are denied to the lower creatures, we are entitled, by a legitimate exercise of *reflection*, the subject being beyond the region of the external senses, to conclude that, whatever be the *essence* of his mind, he is designed for another and a higher destiny than is to be allotted to them.

OBJECTIONS TO PHRENOLOGY CONSIDERED.

Objection.—The idea of ascribing different faculties to different parts of the brain is not new. Many authors did so before Dr Gall; but their systems have fallen into disrepute, which proves that the doctrine is false.

Answer.—Dr Gall himself has called the attention of philosophers to the fact that the idea alluded to is very old: he has given a history of previous opinions concerning the functions of the brain; and shewn that different functions have been attributed to different parts of it for centuries past, while he has assigned reasons for these ideas falling into oblivion. Dr Spurzheim, in his works, does the same; and in the *Phrenological Journal*, vol. ii. p. 378, is given “An Historical Notice of early Opinions concerning the Brain,” accompanied with a plate of the head, shewing it marked out into different organs in 1562. The difference, however, between the *mode of proceeding* of prior authors and that of Dr Gall, is so great, that different results are accounted for. Former speculators assigned to certain mental faculties local situations in the brain, on account of the supposed aptitude of the place for the faculty. Common sense, for example, was placed in the forehead, because it was near the eyes and nose; while memory was lodged in the cerebellum, because it lay, like a store-house, behind, fitted to receive and accommodate all kinds of knowledge, till required to be brought forth for use. This was not philosophy; it was the human imagination constructing man, instead of the understanding observing how the Creator had constituted him. Dr Gall acted on different principles. He did not assume the existence of any mental faculties, nor did he assign them habitations in the brain according to his fancy. On the contrary, he *observed*, first, the manifestation of mental talents and dispositions; and, secondly, the form of brain which accompanied each of

these when strong and weak. He simply reported what Nature had done. There is the same difference between his method of proceeding and that of prior authors, as between the methods of Descartes and Newton ; and hence it is equally intelligible, why he should be successful in discovering truth, while they invented only ingenious errors.

Objection.—It is ridiculous to suppose that the mind has thirty-five faculties : why not fifty-five ? or an hundred and five ? Besides, the phrenologists have been continually altering the number.

Answer.—As well may it be said to be absurd, that we should possess exactly five senses : why not ten, or fifteen ? The phrenologists deny all responsibility for the number of the faculties. They admit neither fewer, nor a greater number, than they find manifested in nature. Besides, some authors on mental philosophy admit nearly as many, and others more, faculties than the phrenologists. Lord Kames, for example, admits twenty of the phrenological faculties ; while Mr Dugald Stewart, in his system, ascribes more faculties to the mind than are enumerated in the phrenological works. The increase of the number of the phrenological faculties is easily accounted for. It has invariably been stated, that the functions of certain portions of the brain remain to be discovered ; and, in proportion as this discovery proceeds, the list of mental powers will necessarily be augmented.

Objection.—“ On opening the skull, and examining the brain towards the surface, where the organs are said to be situated, it seems to require no small share of creative fancy, to see any thing more than a number of almost similar convolutions, all composed of cineritious and medullary substance, very nearly in the same proportions, and all exhibiting as little difference in their form and structure as the convolutions of the intestines.” “ No phrenologist has

ever yet observed the supposed lines of distinction between them ; and no phrenologist, therefore, has ventured, in the course of his dissections, to divide a hemisphere of the brain accurately into any such number of well marked and specific organs." This objection was urged by the late Dr John Barclay, and is answered at full length by Dr A. Combe, in the Transactions of the Phrenological Society. A summary only of his observations can be introduced here :—

First, Although the objection were literally true, it is not relevant ; because it is an admitted principle of physiology, that the form and structure of an organ are not sufficient to reveal its vital functions : no man who saw an eye, an ear, or a nostril, for the first time (supposing it were possible for a man to be so situated), could, merely by looking at it, infer its uses. The most expert anatomists had looked frequently and long upon a bundle of nervous fibres, inclosed in a common sheath, without discovering that one set of them was the organ of voluntary motion, and another that of feeling ; on the contrary, from their similarity of appearance, these nerves had, for ages, been regarded as possessing similar functions. Nevertheless, Sir C. Bell and Magendie have demonstrated, by experiment, that they possess the distinct functions of feeling and motion. Sir C. Bell has, more recently, proved that another nerve, the use of which nobody had conjectured from its structure, serves to convey to the brain intimation of the state of the muscles ; so that there is now evidence of the muscular system being supplied with three distinct sets of nerves, having separate functions—which was never conjectured from appearances. It may therefore competently be proved, by observation, that different parts of the brain have different functions, although it were true that no difference of structure could be perceived.

But, *2dly*, it is not the fact that difference of appearance is not discoverable. It is easy to distinguish the an-

terior, the middle, and posterior lobes of the human brain from each other ; and, were they shewn separately to a skilful phrenological anatomist, he would never take one for the other. The mental manifestations are so different, according as one or other of these lobes predominates in size, that there is even in this case ample room for establishing the fundamental proposition, that different faculties are connected with different parts of the brain. Farther, many of the organs differ so decidedly in appearance, that they could be pointed out by it alone. Dr Spurzheim says, that he “ could never confound the organ of Amativeness with that of Philoprogenitiveness ; or Philoprogenitiveness with that of Secretiveness ; or the organ of the desire to acquire with that of Benevolence or Veneration ;” and, after having seen Dr Spurzheim’s dissections of the brain, I bear my humble testimony to the truth of this assertion. Even an ordinary observer, who takes a few good casts of the brain in his hand, may satisfy himself that the anterior lobe, for example, uniformly presents convolutions different in appearance, direction, and size, from those of the middle lobe ; while the latter, towards the coronal surface, uniformly presents convolutions differing in appearance and direction from those of the posterior lobe ; and, above all, the cerebellum, or organ of Amativeness, is not only widely different in structure, but is separated by a strong membrane from all the other organs, and can never be mistaken for any of them. Difference of appearance, therefore, being absolutely demonstrable, there is better reason on the side of the phrenologists for presuming difference of function, than on that of the opponents for maintaining unity of function.

3dly, It is admitted that the organs are not perceived to be separated in the brain by lines of demarcation ; but those persons who either have seen Dr Spurzheim dissect the brain, or have attended minutely to its impressions on the skull, will support me in testifying, that the *forms*

of the organs are distinguishable, and that the mapping out is founded in nature. To bring this to the test, the student has only to observe the appearance of particular organs in a state of large development, the surrounding organs being small; the *form* will then be distinctly visible.

Objection.—All parts of the brain have been injured or destroyed without the mental faculties being affected.

Answer.—The assertion is denied: there is no philosophical evidence for it. The subject is discussed at length by Dr A. Combe, in the Phrenological Transactions, in my System of Phrenology, and in the Phrenological Journal, vol. viii. p. 636. The objection is now generally abandoned by persons who have considered the cases, with the answers to them.

Objection.—“The most extravagant departure from all the legitimate modes of reasoning, although still under the colour of anatomical investigation, is the system of Dr Gall. It is sufficient to say, that, without comprehending the grand divisions of the nervous system, without a notion of the distinct properties of the individual nerves, or having made any distinction of the columns of the spinal marrow, without even having ascertained the difference of cerebrum and cerebellum, Gall proceeded to describe the brain as composed of many particular and independent organs, and to assign to each the residence of some special faculty.” These are the words of Sir Charles Bell, in his treatise “On the Nervous Circle which connects the voluntary muscles with the brain,” in the Philosophical Transactions.

Answer.—*First*, This objection itself is “an extravagant departure from all legitimate modes of reasoning;” because the most intimate acquaintance with the structure of the brain does not serve to unfold its functions.* The

* See p. 10.

soundness of this principle admits of a demonstration the force of which Sir Charles Bell will not easily evade. He himself, of course, is intimately acquainted with all the anatomical knowledge of which he affirms that Dr Gall was ignorant; yet he does not pretend, even at this day, to have discovered the functions of the different parts of the brain!—*Secondly*, although Dr Gall did not accomplish what was impossible, namely, the discovery of the functions of the different parts of the brain by means of dissection, yet it is a gross misrepresentation to say that he continued in ignorance of the anatomy of the nervous system. It is known to every physiologist of reputation in Europe, Sir Charles Bell excepted, that both Drs Gall and Spurzheim were intimately acquainted with the anatomy of the brain and nervous system.* The brain never was dissected in a rational manner, or the representation of its structure brought into harmony with its functions, until this was accomplished by them.

Their printed volumes and plates render such an assertion as that now combated injurious only to him who states it. Dr Bailly of Blois, in reply to what he calls “an inconceivable accusation” made by M. Leuret, that Dr Gall

* Dr Spurzheim answered this attack of Sir C. Bell, in his Appendix to the Anatomy of the Brain. (Treuttel, Wurtz, and Richter. London, 1830.) He there says: “In our Memoir presented to the French Institute in 1808, and in our large work above mentioned, we make four principal divisions of the nervous system, and treat of them in four separate sections. In my work, ‘The Physiognomical System of Drs Gall and Spurzheim,’ there is a chapter on the Anatomy of the nervous system. In the second edition, 1815, p. 13, I say: ‘We are of opinion that the nervous system must be divided and subdivided, and that each part of these divisions and subdivisions has its peculiar origin.’ I speak of the common division of the nervous system into four portions.—P. 23: ‘I admit a difference between the nerves of motion and those of feeling.’ I treat of anatomical, physiological, and pathological proofs in favour of my opinion. I positively state that ‘the same nervous fibres do not go to the muscles and to the skin;’ and conclude (p. 25) that ‘the spinal marrow consists of nerves of motion and of feeling, and that the greater number of the pretended cerebral nerves belong to the nerves of motion and of feeling.’”

neglected the anatomy of the convolutions, refers to Gall's large work, and "to some thousands of physicians of different countries, who, for upwards of twenty years, learned from the lectures of the founder of Phrenology the most accurate and rational anatomy of the cerebral convolutions yet known." "I affirm," says he, "without fear of contradiction, that no anatomist before Gall had the slightest idea of the structure of the convolutions. This has been acknowledged by Cuvier himself, whom no one will accuse of too much partiality towards the works of Gall."*

Objection.—Sir Charles Bell proceeds: "When the popularity of these doctrines is considered, it may easily be conceived, how difficult it has been, during their successive importations, to keep my pupils to the examples of our own countrymen. Surely it is time that the schools of this kingdom should be distinguished from those of other countries. Let us continue to build that structure which has been commenced in the labours of the Monros and Hunters, and which the undeserved popularity of the continental system has interrupted."

Answer.—*First*, I allow that it must indeed have been difficult for Sir Charles "to keep his pupils to the examples of his own great countrymen" on this subject, in the face of these successive continental "importations;" for the simplest of all reasons,—because he was endeavouring to extinguish the noon-tide blaze of truth, by the lustre of mere human authority. If the principles laid down in the introduction to this work are sound, neither the Monros nor the Hunters, any more than Sir Charles himself, could possibly discover the functions of different parts of the brain, by the methods of investigation which they and he pursued. *Secondly*, it is *not* "time that the schools" (of anatomy and physiology) "of this kingdom should be distinguished from those of other countries:" for the struc-

* *Journal de la Société Phrénologique de Paris*, April 1835.

ture and functions of the human body are the same in all countries ; and in proportion as inquirers approximate to truth, the harmony of their doctrines must increase. The sentence, when analyzed, resolves itself simply into an appeal to national vanity to reject truth, because it has been discovered by foreigners. *Thirdly*, the structure which was commenced in the labours of the Monros and the Hunters, in so far as it has a basis in nature, has stood firm, and continues to be respected in every country of Europe ;—in so far as it was founded in error, it has fallen, and cannot again be reared up ;—and in so far as it was utterly defective, without even the outline of the foundations having been traced (as was the case in regard to the functions of the different parts of the brain), it will be completed by men who have the genius and industry necessary to accomplish the work, without reference to the country in which they chance to have been born. Sir Charles has shewed no authority for the notion implied in this appeal—that the exclusive privilege of discovering the physiology of the brain has been conferred by Providence on the natives of the British Islands. For the benefit of my younger readers, I conclude in Sir Charles's own words, used by him in reference to the late Mr Abernethy : “ You may learn from this, that it is even dangerous to give a new idea to an old gentleman—even to one who, in his earlier life, was foremost in the pursuit of novelty—and that *it is better to keep to old theories when you go to the College of Surgeons.*”*

Objection.—The world has gone on well enough with the philosophy of mind it already possesses, which, besides, is consecrated by great and venerable names, while Phrenology has neither symmetry of structure, beauty of arrangement, nor the suffrages of the learned, to recommend it. Its votaries are all third-rate men—persons without

* On the Paralysis of the Portio Dura, No. xxv.

scientific or philosophical reputations. They are not entitled, therefore, to challenge the regard of those who have higher studies to occupy their attention. They complain that only ridicule and abuse are directed against them, and that no one ventures to challenge their principles or refute their facts; but they do not yet stand high enough in public esteem to give them a right to expect any other treatment.

Answer.—The world has *not* gone on well enough without Phrenology. A fierce and universal conflict of opinions is maintained on many important subjects connected with the mind, which cannot be satisfactorily settled till the true philosophy of man shall be discovered and understood. Education and social institutions also rest in many respects on imperfect foundations, and, at the present moment, mankind need nothing more urgently than a sound, practical, and rational system of mental philosophy. Moreover, Phrenology being a new science, it follows that men who possess reputation in physiology or mental philosophy, would appear to lose rather than gain renown, were they to confess their ignorance of the functions of the brain and the philosophy of the mind, which is a necessary prelude to their adoption of Phrenology; and the subject does not lie directly in the department of other scientific men. In this manner it happens, oddly enough, that those who are most directly called upon by their situation to examine the science, are precisely those to whom its triumph would prove most humiliating. Loeke humorously observes on a similar occasion, “Would it not be an insufferable thing for a learned professor, and that which his scarlet would blush at, to have his authority of forty years’ standing, wrought out of hard rock, Greek and Latin, with no small expense of time and candle, and confirmed by general tradition and a reverend beard, in an instant overturned by an upstart novelist? Can any one expect that he should be made to confess, that what he taught his scholars thirty

years ago was all error and mistake, and that he sold them hard words and ignorance at a very dear rate? What probabilities, I say, are sufficient to prevail in such a case? And who ever, by the most cogent arguments, will be prevailed with to disrobe himself at once of all his old opinions and pretences to knowledge and learning, which with hard study he hath all his time been labouring for, and turn himself out stark-naked in quest anew of fresh notions? All the arguments that can be used will be as little able to prevail as the wind did with the traveller to part with his cloak, which he held only the faster.* Human nature is the same now as it was in the days of Locke.

There is, however, another answer to the present objection. Some individuals are born princes, dukes, or even field-marschals; but I am not aware that it has yet been announced that any lady was delivered of a child of genius, or of an infant of established reputation. These titles must be gained by the display of qualities which merit them; but if an individual quit the beaten track pursued by the philosophers of the day, and introduce any discovery, although equally stupendous and new, his reputation is necessarily involved in its merits. Harvey was not an eminent man *before* he discovered the circulation of the blood, but became such in consequence of having done so. What was Shakspeare before the magnificence of his genius was justly appreciated? The author of *Kenilworth* represents him attending as an humble and comparatively obscure suitor at the court of Queen Elizabeth, and receiving a mark of favour in an "Ah! Will Shakspeare, are you there?" And he most appropriately remarks, that here the immortal paid homage to the mortal. Who would now exchange the greatness of Shakspeare for the splendour of the proudest lord that bowed before the Maiden Queen? Or let us imagine Galileo, such as he was in reality, a feeble old man, humble in rank, destitute of poli-

* Book iv. c. 20, sect. 11.

tical influence, unprotected by the countenance or alliance of the great ; poor, in short, in everything except the splendid gifts of a profound, original, and comprehensive genius—and conceive him placed at the bar of the Roman pontiff and the seven cardinals ; men terrible in power, invested with authority to torture and kill in this world, and, as was then believed, to damn through eternity ; men magnificent in wealth, and arrogant in the imaginary possession of all the wisdom of their age—and let us say who was *then* great in reputation—Galileo or his judges ? But who is *now* the idol of posterity—the old man or his persecutors ? The case will be the same with Gall. If his discoveries of the functions of the brain, and of the philosophy of the mind, shall stand the test of examination, and prove to be a correct interpretation of nature, they will surpass, in substantial importance to mankind, the discoveries even of Harvey, Newton, and Galileo ; and this age will, in consequence, be rendered more illustrious by the introduction of Phrenology than by the victories of Bonaparte or of Wellington. Finally, the assertion that no men of note have embraced Phrenology, is not supported by fact. The lists of the members of the Phrenological Societies of Paris, London, Edinburgh, and various towns in the United States, furnish a refutation of the charge.

Objection.—All the disciples of Phrenology are persons ignorant of anatomy and physiology. They delude lawyers, divines, and merchants, who know nothing about the brain ; but all medical men, and especially teachers of anatomy, are so well aware of the fallacy of their doctrines, that no impression is made on them. They laugh at the discoveries as dreams.

Answer.—This objection, like many others, is remarkable more for boldness than truth. For my own part, before adopting Phrenology, I saw Dr Barclay, and other

anatomical professors, dissect the brain repeatedly, and heard them declare its functions to be an enigma, and acknowledge that their whole information concerning it consisted of "names without meaning." It is acknowledged in No. 94 of the Edinburgh Review, p. 447, that the functions of different parts of the brain are unknown to anatomists, and that their mode of dissecting it is absurd. This circumstance, therefore, puts the whole faculty, who have not studied phrenologically, completely out of the field as authorities. The *fact*, however, is the very reverse of what is here stated. Drs Gall and Spurzheim are now pretty generally admitted to have been admirable anatomists of the brain, even by those who disavow their physiology; Dr Vimont of Paris is a first-rate comparative anatomist; and in the lists of the Phrenological Societies, there are doctors in medicine and surgeons in a proportion considerably larger than that of the medical profession to society in general.* Several leading medical journals also have adopted Phrenology as true.

Objection.—"It is inconceivable that, after the discovery was made, there should be *any body* who could pretend to doubt of its reality. The means of verifying it, one would think, must have been such as not to leave a pretext for the slightest hesitation; and the fact that, after twenty years' preaching in its favour, it is far more generally rejected than believed, might seem to afford pretty conclusive evidence against the possibility of its truth."

Answer.—Mr Playfair, in his Dissertation, prefixed to the Encyclopædia Britannica, observes: "It must not be supposed that so great a revolution in science as that which was made in the new analysis (by Newton) could be brought about entirely without opposition; as in every society there are some who think themselves interested to

* See *Statistics of Phrenology*, by Hewett C. Watson. 1836. London, Longman & Co. 12mo, pp. 242.

maintain things in the condition wherein they have found them. The considerations are indeed sufficiently obvious which, in the moral and political world, tend to produce this effect, and to give a stability to human institutions often so little proportionate to their real value or to their general utility. Even in matters purely intellectual, and in which the abstract truths of arithmetic and geometry seem alone concerned, the prejudices, the selfishness, or the vanity of those who pursue them, not unfrequently combine to resist improvement, and often engage no inconsiderable degree of talent in drawing back, instead of pushing forward, the machine of science. The introduction of methods entirely new must often change the relative place of the men engaged in scientific pursuits, and must oblige many, after descending from the stations they formerly occupied, to take a lower position in the scale of intellectual improvement. The enmity of such men, if they be not animated by a spirit of real candour and the love of truth, is likely to be directed against methods by which their vanity is mortified and their importance lessened.”*

Mr Playfair, again, speaking of the discoveries of Newton in regard to the composition of light, says: “But all were not equally candid with the Dutch philosopher (Huygens): and though the discovery now communicated had every thing to recommend it which can arise from what is great, new, and singular; though it was not a theory or system of opinions, but the generalization of facts made known by experiments; and, though it was brought forward in a most simple and unpretending form, a host of enemies appeared, each eager to obtain the unfortunate pre-eminence of being the first to attack conclusions which the unanimous voice of posterity was to confirm. Among them, one of the first was Father Pardies, who wrote against

* *Encyc. Brit.* 7th edit. vol. i. p. 533.

the experiments and what he was pleased to call the hypothesis of Newton. A satisfactory and calm reply convinced him of his mistake, which he had the candour very readily to acknowledge. A countryman of his, Mariotte, was more difficult to be reconciled, and though very conversant with experiments, appears never to have succeeded in repeating the experiments of Newton."—P. 551.

These observations are completely applicable to the case of Phrenology. The discovery is new, important, and widely at variance with the prevailing opinions of the present generation; and its reception and progress have been precisely such as any sensible person, acquainted with the history of science, would have anticipated. "The discoverer of the circulation of the blood," says a writer in the *Edinburgh Review*,* "a discovery which, if measured by its consequences on physiology and medicine, was the greatest ever made since physic was cultivated, suffers no diminution of his reputation in our day, from the incredulity with which his doctrine was received by some, the effrontery with which it was claimed by others, or the knavery with which it was attributed to former physiologists, by those who could not deny, and would not praise it. The very names of these envious and dishonest enemies of Harvey are scarcely remembered; and the honour of this great discovery now rests, beyond all dispute, with the great philosopher who made it." Posterity will pass a similar judgment on Dr Gall and his opponents.

ON DIFFERENT CLASSIFICATIONS AND NUMERATIONS OF THE ORGANS.

The organs are arranged and numbered in this work,

* No. xciv. p. 76. The article quoted in the text is "On the Nervous System;" and the names of Drs Gall and Spurzheim are not mentioned in it, from beginning to end. The author therefore exemplifies the injustice he so eloquently condemns.

according to the order adopted in Dr Spurzheim's *Outlines of Phrenology*, published in 1827. In that arrangement the organs common to man and the lower animals come first; the organs of the moral sentiments are next treated of; and, lastly, the organs of intellect. The abrupt transition from the organ of Cautiousness to that of Benevolence, arises from the latter being found in the brains of the lower animals, and belonging to the class common to them and man; whereas the convolutions which constitute the whole intermediate organs, or those of the sentiments proper to man, viz. Veneration, Hope, Ideality, and Conscientiousness, are not observed in the brutes. This arrangement is founded on the anatomy of the brain. The organs classed together are evidently connected in structure. It was the demonstration of this fact by Dr Spurzheim, in his visit to Edinburgh in 1828, that induced me to adopt his alterations; for, in the early editions of this work, I followed his classification of 1815. The arrangement is not yet represented as perfect, but only as improved.

Dr Gall, in the Preface to the third volume of the quarto edition of his work, says: "In regard to the order of succession in which I treat of the fundamental qualities and faculties, I adhere as much as possible to the order which the Author of Nature appears to have himself fixed in the gradual improvement of animals." It is proper that Dr Gall's arrangement should be known, and it is here given. For the accommodation of persons who possess busts marked according to the previous classification in this work, it is also subjoined.

Names and Order of the Faculties adopted by Dr Gall.

No.	French.	German.	English Names given by Dr Spurzheim.
1.	Instinct de la génération.	Zeugungstrieb.	Amativeness.
2.	Amour de la progéniture.	Jungenliebe, Kinderliebe.	Philoprogenitiveness.
3.	Attachement, amitié.		Adhesiveness.
4.	Instinct de la défense de soi-même et de sa propriété.	Muth, Raufsinn.	Combativeness.
5.	Instinct carnassier.	Wurgsinn.	Destructiveness.
6.	Ruse, finesse, savoir-faire.	List, Schlaueit, Klugheit.	Secretiveness.
7.	Sentiment, de la propriété.	Eigenthumsinn.	Acquisitiveness.
8.	Orgueil, fierté, hauteur.	Stolz, Hochmuth, Herschsucht.	Self-Esteem.
9.	Vanité, ambition, amour de la gloire.	Eitelkeit, Ruhmsucht, Ehrgeitz.	Love of Approbation.
10.	Circonspection, prévoyance.	Behutsamkeit, Vorsicht, Vorsichtigkeit.	Cautiousness.
11.	Mémoire des choses, mémoire des faits, sens des choses, éduabilité, perfectibilité.	Sachgedächtniss, Erziehungs-Fähigkeit.	Eventuality and Individuality.
12.	Sens des localités, sens des rapports de l'espace.	Ortsinn, Raumsinn.	Locality.
13.	Mémoire des personnes, sens des personnes.	Personensinn.	Form.

No.	French.	German.	English Names given by Dr Spurzheim.
14.	Sens des mots, sens des noms, mémoire des mots, mémoire verbale.	Wort-Gedächtniss.	Language.
15.	Sens du langage de parole, talent de la philologie, &c.	Sprach-Forschungs-sinn.	Held by Dr Spurzheim to be included in the last organ.
16.	Sens des rapports des couleurs, talent de la peinture.	Farben-sinn.	Colouring.
17.	Sens des rapports des tons, talent de la musique.	Ton-sinn.	Tune.
18.	Sens des rapports des nombres.		Number.
19.	Sens de mécanique, sens de construction, talent de l'architecture.	Kunst-sinn, Bau-sinn.	Constructiveness.
20.	Sagacité comparative.	Vergleichender scharfsinn.	Comparison.
21.	Esprit métaphysique, profondeur d'esprit.	Metaphysischer Tief-sinn.	Causality.
22.	Esprit caustique, esprit de saillie.	Witz.	Wit.
23.	Talent poétique.	Dichter-Geist.	Ideality.
24.	Bonté, bienveillance, douceur, compassion, &c.	Gutmæthigkeit, Mitleiden, &c.	Benevolence.
25.	Faculté d'imiter, mimique.		Imitation.
26.	Sentiment religieux.		Veneration.
27.	Fermeté, constance, persévérance.		Firmness.

Dr Gall marks as unascertained several organs admitted by other phrenologists.

Names and Orders of the Organs, according to the Classification in the early Editions of this Work.

ORDER I.—FEELINGS.

Genus I.—PROPENSITIES.

- | | |
|--------------------------|----------------------|
| 1. Amativeness. | 6. Destructiveness. |
| 2. Philoprogenitiveness. | Alimentiveness. |
| 3. Concentrativeness. | 7. Constructiveness. |
| 4. Adhesiveness. | 8. Acquisitiveness. |
| 5. Combativeness. | 9. Secretiveness. |

Genus II.—SENTIMENTS.

1. *Sentiments common to Man and the Lower Animals.*

- | | |
|--------------------------|-------------------|
| 10. Self-Esteem. | 12. Cautiousness. |
| 11. Love of Approbation. | 13. Benevolence. |

2. *Sentiments proper to Man.*

- | | |
|-----------------|------------------------|
| 14. Veneration. | Wonder. |
| 15. Hope. | 17. Conscientiousness. |
| 16. Ideality. | 18. Firmness. |

ORDER II.—INTELLECTUAL FACULTIES.

Genus I.—EXTERNAL SENSES.

- | | |
|-------------------|----------|
| Feeling or Touch. | Hearing. |
| Taste. | Sight. |
| Smell. | |

Genus II.—KNOWING FACULTIES.

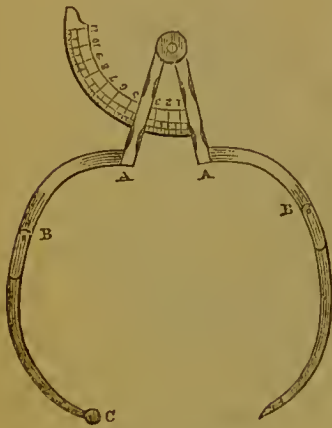
- | | |
|---------------------------|---------------------------------------|
| 19. Individuality. | 26. Time. |
| 20. Form. | 27. Number. |
| 21. Size. | 28. Tune. |
| 22. Weight or Resistance. | 29. Language. |
| 23. Colouring. | Eventuality, not then
ascertained. |
| 24. Locality. | |
| 25. Order. | |

Genus III.—REFLECTING FACULTIES.

- | | |
|-----------------|----------------|
| 30. Comparison. | 32. Wit. |
| 31. Causality. | 33. Imitation. |

DESCRIPTION OF THE CALLIPERS.

The Figure represents a pair of Callipers. The numerals on the scale represent the width in inches from point to point, when they are open. They are



useful for ascertaining the general size of the head, as mentioned on page 150. The legs are sometimes made to unscrew at A A, and fitted with hinges at B B, and the instrument can then be put into a small case and carried in the pocket. The ball C is for inserting into the orifice of the ear, in taking measurements from it to different points of the head.

In some editions of this work I gave a description of a Craniometer; but, as that instrument has not been found to be practically useful, the description of it is now omitted.





